


Circuito del Jarama
Group 1 + MINI + Carrera los 80s
Qualifying
Provisional Results

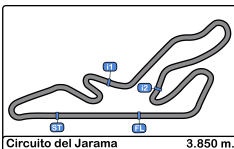


Cls	Nº	Entrant/Team	Driver 1	Driver 2	Vehicle	Cat	Cls	Laps	Best	Time	Gap	Interval	Km/h
1	33	AECD	Lucas Gonzalez-Anleo	Jorge López	Porsche 968 CS	GTCOPA	1	16	5	1:51.608			124.1
2	77	AECD	Juan Carlos Zorrilla		Porsche 968 CS	GTCOPA	2	7	6	1:54.568	2.960	2.960	120.9
3	36		Daniel Cuadrado	Diego Candano	BMW M3 E36	GTCOPA	3	17	2	1:54.842	3.234	0.274	120.6
4	518	Luis Pedro Liberal	Luis Pedro Liberal	Francisco Freitas	Ford Escort RS2000	H81-2000	1	16	4	1:55.638	4.030	0.796	119.8
5	501	Carlos Dias Pedro	Carlos Dias Pedro	Ricardo Pereira	Ford Escort RS2000	H81-2000	2	20	6	1:56.009	4.401	0.371	119.4
6	504	Fernando Gaspar	Fernando Gaspar	Fernando M. Gaspar	Ford Escort RS2000	H81-2000	3	15	10	1:56.748	5.140	0.739	118.7
7	516	João D. Lopes	João D. Lopes	Filipe Martins	Ford Escort RS2000	H81-2000	4	17	8	1:57.051	5.443	0.303	118.4
8	4	Madrid Historicos	Tomas Moreno	Oscar Bartol	Mercedes 190	TMAX	1	11	9	1:57.756	6.148	0.705	117.7
9	523	Nuno Breda	Nuno Breda		Ford Escort RS2000	H81-2000	5	18	6	1:58.846	7.238	1.090	116.6
10	27	EFICAR TEAM	Teodosio Perez		BMW 325 E36	GTCOPA	4	16	10	1:59.145	7.537	0.299	116.3
11	508	Paulo Vieira	Paulo Vieira		Ford Escort RS2000	H81-2000	6	7	6	1:59.892	8.284	0.747	115.6
12	87	Marc Garcia	Marc Garcia		Honda Civic	T2000	1	17	10	1:59.913	8.305	0.021	115.5
13	83	Toni Garcia	Toni Garcia		Porsche 924	GTCOPA	5	12	4	2:01.960	10.352	2.047	113.6
14	82		Luis Delso	Carlos de Miguel	BMW 635 CSI	TMAX	2	16	5	2:02.003	10.395	0.043	113.6
15	502	Madalena Gaspar	Madalena Gaspar	Vasco Ferreira	VW Golf GTI	H81-1600	1	14	6	2:02.086	10.478	0.083	113.5
16	573	André C. Pinheiro	André C. Pinheiro	Ernesto Vieira	Jaguar XJS V12	H81-MAX	1	11	4	2:02.840	11.232	0.754	112.8
17	2	Escuderia Barcelona	Luis Portal		VW Golf II	T2000	2	11	5	2:04.002	12.394	1.162	111.7
18	128	Automóvil Club Zaragoza	Gonzalo Mateo	Francho Echevoyen	Porsche 928s	GTCOPA	6	14	11	2:04.321	12.713	0.319	111.4
19	85		Carlos González	Javier Calvo	BMW 325i	GTCOPA	7	9	5	2:04.942	13.334	0.621	110.9
20	525	Carlos Gagliardini	Carlos Gagliardini	João Greno	VW Golf GTI	H81-1600	2	9	4	2:06.772	15.164	1.830	109.3
21	588	Rafael C. Pinto	Rafael C. Pinto	António Liberal	VW Golf GTI	H81-1600	3	18	14	2:06.887	15.279	0.115	109.2
22	80		Juan Jose Alonso	Jose Antonio Zorrilla	Honda Civic	T2000	3	16	4	2:07.528	15.920	0.641	108.6
23	86		Oscar Castro- Rial	Juan Carlos	BMW 325i	GTCOPA	8	14	11	2:07.930	16.322	0.402	108.3
24	506	João M. Ribeiro	João M. Ribeiro		Alfa Romeo Giulia	H71-1600	1	12	4	2:11.544	19.936	3.614	105.3
25	586	Luis S. Costa	Luis S. Costa		Datsun 1200	H71-1300	1	15	14	2:11.739	20.131	0.195	105.2
26	539	Miguel Sardo	Miguel Sardo	Paulo Frazão	Porsche 924	H81-2000	7	16	13	2:15.486	23.878	3.747	102.2
27	11	Luis Sepúlveda	Luis Sepúlveda	Fernando Soares	Troféu Mini	Vintage	1	11	6	2:17.082	25.474	1.596	101.1
28	221	Paulo Lima	Paulo Lima	Bruno Lima	Troféu Mini	Mighty	1	16	4	2:18.240	26.632	1.158	100.2
29	557	Francisco Cardoso	Francisco Cardoso		Peugeot 104ZS	1052	1	13	13	2:18.472	26.864	0.232	100.0
30	584	Tomás P.Abreu	Tomás P.Abreu	João R. Martins	Datsun 1200	Production Cup	1	9	8	2:18.796	27.188	0.324	99.8

Published at:.....

Stewards:	Race Director:	Timekeeper: 
------------------	-----------------------	--





Circuito del Jarama
Group 1 + MINI + Carrera los 80s
Qualifying
Provisional Results

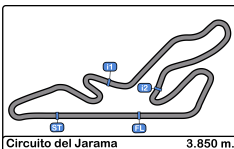


Cls	Nº	Entrant/Team	Driver 1	Driver 2	Vehicle	Cat	Cls	Laps	Best	Time	Gap	Interval	Km/h
31	18	Nuno Dias	Nuno Dias	José Dias	Troféu Mini	Mighty	2	16	5	2:18.804	27.196	0.008	99.8
32	28	Gui Affonso	Gui Affonso	João Fedorowicz	Troféu Mini	Vintage	2	13	9	2:18.806	27.198	0.002	99.8
33	565	Luis Santa Bárbara	Luis Santa Bárbara	Manuel Matos	Datsun 1200	Production Cup	2	16	5	2:20.594	28.986	1.788	98.5
34	532	Rui Castro	Rui Castro		Datsun 1200	Production Cup	3	14	14	2:21.423	29.815	0.829	98.0
35	580	Pedro Reis	Pedro Reis	Paulo Costa	Datsun 1200	Production Cup	4	5	3	2:22.126	30.518	0.703	97.5
36	62	AECD ?	Francisco Borreguero	Arturo de Onís	Troféu Mini	Vintage	3	16	16	2:22.226	30.618	0.100	97.4
37	7	Henrique Mesquita	Henrique Mesquita		Troféu Mini	Mighty	1	13	12	2:23.913	32.305	1.687	96.3

Published at:.....

Stewards:	Race Director:	Timekeeper: 
-----------	----------------	---





Circuito del Jarama
Group 1 + MINI + Carrera los 80s
Qualifying
Provisional Results by Category

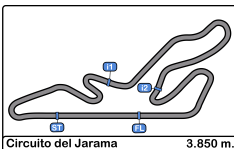


Cls	Nº	Entrant/Team	Driver 1	Driver 2	Vehicle	Cat	Cls	Laps	Best	Time	Gap	Interval	Km/h
GTCOPA													
1	33	AECD	Lucas Gonzalez-Anleo	Jorge López	Porsche 968 CS	GTCOPA	1	16	5	1:51.608			124.1
2	77	AECD	Juan Carlos Zorrilla		Porsche 968 CS	GTCOPA	2	7	6	1:54.568	2.960	2.960	120.9
3	36		Daniel Cuadrado	Diego Candano	BMW M3 E36	GTCOPA	3	17	2	1:54.842	3.234	0.274	120.6
4	27	EFICAR TEAM	Teodosio Perez		BMW 325 E36	GTCOPA	4	16	10	1:59.145	7.537	4.303	116.3
5	83	Toni Garcia	Toni Garcia		Porsche 924	GTCOPA	5	12	4	2:01.960	10.352	2.815	113.6
6	128	Automóvil Club Zaragoza	Gonzalo Mateo	Francho Echegoyen	Porsche 928s	GTCOPA	6	14	11	2:04.321	12.713	2.361	111.4
7	85		Carlos González	Javier Calvo	BMW 325i	GTCOPA	7	9	5	2:04.942	13.334	0.621	110.9
8	86		Oscar Castro- Rial	Juan Carlos	BMW 325i	GTCOPA	8	14	11	2:07.930	16.322	2.988	108.3
H81-2000													
1	518	Luis Pedro Liberal	Luis Pedro Liberal	Francisco Freitas	Ford Escort RS2000	H81-2000	1	16	4	1:55.638			119.8
2	501	Carlos Dias Pedro	Carlos Dias Pedro	Ricardo Pereira	Ford Escort RS2000	H81-2000	2	20	6	1:56.009	0.371	0.371	119.4
3	504	Fernando Gaspar	Fernando Gaspar	Fernando M. Gaspar	Ford Escort RS2000	H81-2000	3	15	10	1:56.748	1.110	0.739	118.7
4	516	João D. Lopes	João D. Lopes	Filipe Martins	Ford Escort RS2000	H81-2000	4	17	8	1:57.051	1.413	0.303	118.4
5	523	Nuno Breda	Nuno Breda		Ford Escort RS2000	H81-2000	5	18	6	1:58.846	3.208	1.795	116.6
6	508	Paulo Vieira	Paulo Vieira		Ford Escort RS2000	H81-2000	6	7	6	1:59.892	4.254	1.046	115.6
7	539	Miguel Sardo	Miguel Sardo	Paulo Frazão	Porsche 924	H81-2000	7	16	13	2:15.486	19.848	15.594	102.2
TMAX													
1	4	Madrid Historicos	Tomas Moreno	Oscar Bartol	Mercedes 190	TMAX	1	11	9	1:57.756			117.7
2	82		Luis Delso	Carlos de Miguel	BMW 635 CSI	TMAX	2	16	5	2:02.003	4.247	4.247	113.6
T2000													
1	87	Marc Garcia	Marc Garcia		Honda Civic	T2000	1	17	10	1:59.913			115.5
2	2	Escuderia Barcelona	Luis Portal		VW Golf II	T2000	2	11	5	2:04.002	4.089	4.089	111.7
3	80		Juan Jose Alonso	Jose Antonio Zorrilla	Honda Civic	T2000	3	16	4	2:07.528	7.615	3.526	108.6
H81-1600													
1	502	Madalena Gaspar	Madalena Gaspar	Vasco Ferreira	VW Golf GTI	H81-1600	1	14	6	2:02.086			113.5
2	525	Carlos Gagliardini	Carlos Gagliardini	João Greno	VW Golf GTI	H81-1600	2	9	4	2:06.772	4.686	4.686	109.3
3	588	Rafael C. Pinto	Rafael C. Pinto	António Liberal	VW Golf GTI	H81-1600	3	18	14	2:06.887	4.801	0.115	109.2
H81-MAX													
1	573	André C. Pinheiro	André C. Pinheiro	Ernesto Vieira	Jaguar XJS V12	H81-MAX	1	11	4	2:02.840			112.8

Published at:.....

Stewards:	Race Director:	Timekeeper:
------------------	-----------------------	--------------------






Circuito del Jarama
Group 1 + MINI + Carrera los 80s
Qualifying
Provisional Results by Category

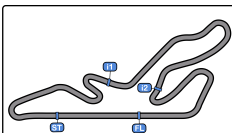


H71-1600											
1	506	João M. Ribeiro	João M. Ribeiro		Alfa Romeo Giulia	H71-1600	1	12	4	2:11.544	105.3
H71-1300											
1	586	Luis S. Costa	Luis S. Costa		Datsun 1200	H71-1300	1	15	14	2:11.739	105.2
Vintage											
1	11	Luis Sepúlveda	Luis Sepúlveda	Fernando Soares	Troféu Mini	Vintage	1	11	6	2:17.082	101.1
2	28	Gui Affonso	Gui Affonso	João Fedorowicz	Troféu Mini	Vintage	2	13	9	2:18.806	1.724 1.724 99.8
3	62	AECD ?	Francisco Borreguero	Arturo de Onis	Troféu Mini	Vintage	3	16	16	2:22.226	5.144 3.420 97.4
Mighty											
1	221	Paulo Lima	Paulo Lima	Bruno Lima	Troféu Mini	Mighty	1	16	4	2:18.240	100.2
2	18	Nuno Dias	Nuno Dias	José Dias	Troféu Mini	Mighty	2	16	5	2:18.804	0.564 0.564 99.8
1052											
1	557	Francisco Cardoso	Francisco Cardoso		Peugeot 104ZS	1052	1	13	13	2:18.472	100.0
Production Cup											
1	584	Tomás P. Abreu	Tomás P. Abreu	João R. Martins	Datsun 1200	Production Cup	1	9	8	2:18.796	99.8
2	565	Luis Santa Bárbara	Luis Santa Bárbara	Manuel Matos	Datsun 1200	Production Cup	2	16	5	2:20.594	1.798 1.798 98.5
3	532	Rui Castro	Rui Castro		Datsun 1200	Production Cup	3	14	14	2:21.423	2.627 0.829 98.0
4	580	Pedro Reis	Pedro Reis	Paulo Costa	Datsun 1200	Production Cup	4	5	3	2:22.126	3.330 0.703 97.5
Mighty											
1	7	Henrique Mesquita	Henrique Mesquita		Troféu Mini	Mighty	1	13	12	2:23.913	96.3

Published at:.....

Stewards:	Race Director:	Timekeeper: 
------------------	-----------------------	--






Circuito del Jarama
Group 1 + MINI + Carrera los 80s
Qualifying



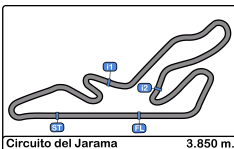
Provisional Results by Class

Cls	Nº	Entrant/Team	Driver 1	Driver 2	Vehicle	Cat	Cls	Laps	Best	Time	Gap	Interval	Km/h
80s													
1	33	AECD	Lucas Gonzalez-Anleo	Jorge López	Porsche 968 CS	GTCOPA	1	16	5	1:51.608			124.1
2	77	AECD	Juan Carlos Zorrilla		Porsche 968 CS	GTCOPA	2	7	6	1:54.568	2.960	2.960	120.9
3	36		Daniel Cuadrado	Diego Candano	BMW M3 E36	GTCOPA	3	17	2	1:54.842	3.234	0.274	120.6
4	4	Madrid Historicos	Tomas Moreno	Oscar Bartol	Mercedes 190	TMAX	1	11	9	1:57.756	6.148	2.914	117.7
5	27	EFICAR TEAM	Teodosio Perez		BMW 325 E36	GTCOPA	4	16	10	1:59.145	7.537	1.389	116.3
6	87	Marc Garcia	Marc Garcia		Honda Civic	T2000	1	17	10	1:59.913	8.305	0.768	115.5
7	83	Toni Garcia	Toni Garcia		Porsche 924	GTCOPA	5	12	4	2:01.960	10.352	2.047	113.6
8	82		Luis Delso	Carlos de Miguel	BMW 635 CSI	TMAX	2	16	5	2:02.003	10.395	0.043	113.6
9	2	Escuderia Barcelona	Luis Portal		VW Golf II	T2000	2	11	5	2:04.002	12.394	1.999	111.7
10	128	Automóvil Club Zaragoza	Gonzalo Mateo	Francho Echegoyen	Porsche 928s	GTCOPA	6	14	11	2:04.321	12.713	0.319	111.4
11	85		Carlos González	Javier Calvo	BMW 325i	GTCOPA	7	9	5	2:04.942	13.334	0.621	110.9
12	80		Juan Jose Alonso	Jose Antonio Zorrilla	Honda Civic	T2000	3	16	4	2:07.528	15.920	2.586	108.6
13	86		Oscar Castro- Rial	Juan Carlos	BMW 325i	GTCOPA	8	14	11	2:07.930	16.322	0.402	108.3
GR1													
1	518	Luis Pedro Liberal	Luis Pedro Liberal	Francisco Freitas	Ford Escort RS2000	H81-2000	1	16	4	1:55.638			119.8
2	501	Carlos Dias Pedro	Carlos Dias Pedro	Ricardo Pereira	Ford Escort RS2000	H81-2000	2	20	6	1:56.009	0.371	0.371	119.4
3	504	Fernando Gaspar	Fernando Gaspar	Fernando M. Gaspar	Ford Escort RS2000	H81-2000	3	15	10	1:56.748	1.110	0.739	118.7
4	516	João D. Lopes	João D. Lopes	Filipe Martins	Ford Escort RS2000	H81-2000	4	17	8	1:57.051	1.413	0.303	118.4
5	523	Nuno Breda	Nuno Breda		Ford Escort RS2000	H81-2000	5	18	6	1:58.846	3.208	1.795	116.6
6	508	Paulo Vieira	Paulo Vieira		Ford Escort RS2000	H81-2000	6	7	6	1:59.892	4.254	1.046	115.6
7	502	Madalena Gaspar	Madalena Gaspar	Vasco Ferreira	VW Golf GTI	H81-1600	1	14	6	2:02.086	6.448	2.194	113.5
8	573	André C. Pinheiro	André C. Pinheiro	Ernesto Vieira	Jaguar XJS V12	H81-MAX	1	11	4	2:02.840	7.202	0.754	112.8
9	525	Carlos Gagliardini	Carlos Gagliardini	João Greno	VW Golf GTI	H81-1600	2	9	4	2:06.772	11.134	3.932	109.3
10	588	Rafael C. Pinto	Rafael C. Pinto	António Liberal	VW Golf GTI	H81-1600	3	18	14	2:06.887	11.249	0.115	109.2
11	506	João M. Ribeiro	João M. Ribeiro		Alfa Romeo Giulia	H71-1600	1	12	4	2:11.544	15.906	4.657	105.3
12	586	Luis S. Costa	Luis S. Costa		Datsun 1200	H71-1300	1	15	14	2:11.739	16.101	0.195	105.2
13	539	Miguel Sardo	Miguel Sardo	Paulo Frazão	Porsche 924	H81-2000	7	16	13	2:15.486	19.848	3.747	102.2
14	557	Francisco Cardoso	Francisco Cardoso		Peugeot 104ZS	1052	1	13	13	2:18.472	22.834	2.986	100.0
15	584	Tomás P.Abreu	Tomás P.Abreu	João R. Martins	Datsun 1200	Production Cup	1	9	8	2:18.796	23.158	0.324	99.8

Published at:.....

Stewards:	Race Director:	Timekeeper: 
------------------	-----------------------	--





Circuito del Jarama
Group 1 + MINI + Carrera los 80s
Qualifying



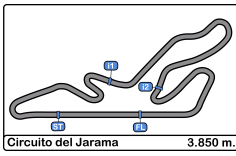
Provisional Results by Class

16	565	Luis Santa Bárbara	Luis Santa Bárbara	Manuel Matos	Datsun 1200	Production Cup	2	16	5	2:20.594	24.956	1.798	98.5
17	532	Rui Castro	Rui Castro		Datsun 1200	Production Cup	3	14	14	2:21.423	25.785	0.829	98.0
18	580	Pedro Reis	Pedro Reis	Paulo Costa	Datsun 1200	Production Cup	4	5	3	2:22.126	26.488	0.703	97.5
TM													
1	11	Luis Sepúlveda	Luis Sepúlveda	Fernando Soares	Troféu Mini	Vintage	1	11	6	2:17.082			101.1
2	221	Paulo Lima	Paulo Lima	Bruno Lima	Troféu Mini	Mighty	1	16	4	2:18.240	1.158	1.158	100.2
3	18	Nuno Dias	Nuno Dias	José Dias	Troféu Mini	Mighty	2	16	5	2:18.804	1.722	0.564	99.8
4	28	Gui Affonso	Gui Affonso	João Fedorowicz	Troféu Mini	Vintage	2	13	9	2:18.806	1.724	0.002	99.8
5	62	AECD ?	Francisco Borreguero	Arturo de Onis	Troféu Mini	Vintage	3	16	16	2:22.226	5.144	3.420	97.4
6	7	Henrique Mesquita	Henrique Mesquita		Troféu Mini	Mighty	1	13	12	2:23.913	6.831	1.687	96.3

Published at:.....

Stewards:	Race Director:	Timekeeper: 
------------------	-----------------------	--





Circuito del Jarama
Group 1 + MINI + Carrera los 80s
Qualifying
Lap Analysis



2	1 Luis Portal	VW Golf II
T2000	2	Escuderia Barcelona

Lap D	Time	Sector 1	Sector 2	Sector 3	T. Spd	Elapsed
1	10:02:59.402	10:01:31.052	50.348	38.002	74.1	10:02:59.402
2	2:09.664	49.505	44.872	35.287	167.4	10:05:09.066
3	2:16.956	52.596	47.737	36.623	160.2	10:07:26.022
4	2:04.188	47.364	42.248	34.576	175.3	10:09:30.210
5	2:04.002	47.423	41.973	34.606	173.0	10:11:34.212
6	2:10.914 P	47.349	42.576	40.989	179.1	10:13:45.126
7	4:08.376	2:50.242	43.567	34.567	87.6	10:17:53.502
8	2:04.236	47.685	42.005	34.546	179.7	10:19:57.738
9	2:05.420	47.783	42.711	34.926	178.2	10:22:03.158
10	2:04.222	47.264	41.808	35.150	173.0	10:24:07.380
11	2:20.131 P	49.514	46.033	44.584	170.3	10:26:27.511
12		9:17.455	50.971		74.3	

4	1 Tomas Moreno	Mercedes 190
TMAX	2 Oscar Bartol	Madrid Historicos

Lap D	Time	Sector 1	Sector 2	Sector 3	T. Spd	Elapsed
1	10:03:14.729	10:01:54.435	45.381	34.913		10:03:14.729
2	2:03.381	48.811	40.952	33.618		10:05:18.110
3	2:01.660	45.643	42.717	33.300		10:07:19.770
4	2:01.360	45.616	42.176	33.568		10:09:21.130
5	2:02.130	46.222	42.138	33.770		10:11:23.260
6	2:08.766 P	45.509	41.826	41.431		10:13:32.026
7	8:17.057	7:03.158	40.248	33.651		10:21:49.083
8	2:00.087	45.384	39.910	34.793		10:23:49.170
9	1:57.756	45.455	39.299	33.002		10:25:46.926
10	8:47.710	53.303		9:20.712		10:34:34.636
11	1:58.266			11:18.978		10:36:32.902

7	1 Henrique Mesquita	Troféu Mini
Mighty	2 Henrique Mesquita	Henrique Mesquita

Lap D	Time	Sector 1	Sector 2	Sector 3	T. Spd	Elapsed
1	10:04:06.350	10:02:32.287	52.676	41.387	69.4	10:04:06.350
2	2:27.092	55.180	50.712	41.200	138.6	10:06:33.442
3	2:26.127	55.334	50.098	40.695	139.7	10:08:59.569
4	2:26.445	55.391	50.463	40.591	140.0	10:11:26.014
5	2:27.777	56.511	50.812	40.454	135.6	10:13:53.791
6	2:24.783	54.530	50.070	40.183	138.9	10:16:18.574
7	2:24.327	54.847	49.518	39.962	138.2	10:18:42.901
8	2:24.445	54.528	49.752	40.165	139.3	10:21:07.346
9	2:31.421 P	54.376	49.726	47.319	139.8	10:23:38.767
10	11:09.262	9:39.520	49.789	39.953	69.4	10:34:48.029
11	2:26.272	54.459	51.660	40.153	140.0	10:37:14.301
12	2:23.913	54.198	49.797	39.918	138.2	10:39:38.214
13	2:25.290	54.366	49.809	41.115	137.2	10:42:03.504
14		59.660	1:03.913		120.6	

11	1 Luis Sepúlveda	Troféu Mini
Vintage	2 Fernando Soares	Luis Sepúlveda

Lap D	Time	Sector 1	Sector 2	Sector 3	T. Spd	Elapsed
1	10:02:45.526	10:01:13.654	50.884	40.988	56.9	10:02:45.526
2	2:20.378	53.325	48.264	38.789	148.3	10:05:05.904
3	2:20.741	52.980	49.113	38.648	142.2	10:07:26.645
4	2:17.332	51.959	47.156	38.217	147.7	10:09:43.977
5	2:17.111	52.021	47.129	37.961	147.1	10:12:01.088
6	2:17.082	51.920	46.841	38.321	146.5	10:14:18.170
7	2:22.114 P	51.789	46.996	43.329	150.6	10:16:40.284
8	4:07.581	2:37.837	50.077	39.667	66.5	10:20:47.865
9	2:19.181	52.655	48.138	38.388	146.9	10:23:07.046
10	2:17.932	52.090	47.480	38.362	148.3	10:25:24.978
11	2:37.601 P	54.653	53.767	49.181	145.9	10:28:02.579

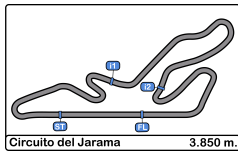
18	1 Nuno Dias	Troféu Mini
Mighty	2 José Dias	Nuno Dias

Lap D	Time	Sector 1	Sector 2	Sector 3	T. Spd	Elapsed
1	10:03:26.094	10:01:58.940	48.367	38.787	71.9	10:03:26.094
2	2:18.685	52.453	47.701	38.531	143.2	10:05:44.779
3	2:20.198	53.726	47.741	38.731	144.1	10:08:04.977
4	2:19.763	53.106	48.076	38.581	143.0	10:10:24.740
5	2:18.804	52.296	47.747	38.761	143.0	10:12:43.544
6	2:18.875	52.342	47.929	38.604	143.6	10:15:02.419
7	2:19.353	52.750	47.918	38.685	142.8	10:17:21.772
8	2:24.226 P	52.393	48.203	43.630	143.4	10:19:45.998
9	6:00.607	4:31.085	49.545	39.977	72.8	10:25:46.605
10	2:21.223	53.472	48.572	39.179	143.8	10:28:07.828
11	2:22.563	53.627	49.628	39.308	142.8	10:30:30.391
12	2:20.571	52.621	48.401	39.549	146.1	10:32:50.962
13	2:21.333	52.977	48.781	39.575	145.3	10:35:12.295
14	2:22.094	53.518	48.943	39.633	143.6	10:37:34.389
15	2:22.361	53.452	49.057	39.852	141.3	10:39:56.750
16	2:21.867	53.470	48.969	39.428	141.7	10:42:18.617
17		54.795	55.731		136.5	

27	1 Teodosio Perez	BMW 325 E36
GTCOPA	2 EFICAR TEAM	

Lap D	Time	Sector 1	Sector 2	Sector 3	T. Spd	Elapsed
1	10:03:10.578 P	10:01:40.512	45.881	44.185	72.0	10:03:10.578
2	4:00.003	2:29.836	54.470	35.697	81.6	10:07:10.581
3	2:00.849	46.581	40.734	33.534	175.8	10:09:11.430
4	2:00.766	45.842	41.568	33.356	177.3	10:11:12.196
5	2:00.838	46.573	40.490	33.775	181.8	10:13:13.034
6	2:12.049 P	47.102	43.382	41.565	172.2	10:15:25.083
7	4:48.998	3:34.243	41.045	33.710	85.9	10:20:14.081
8	2:00.120	46.142	40.421	33.557	184.6	10:22:14.201
9	1:59.219	45.922	40.276	33.021	181.2	10:24:13.420
10	1:59.145	45.568	39.977	33.600	183.3	10:26:12.565
11	2:10.790	48.606	48.642	33.542	173.0	10:28:23.355
12	1:59.325	45.425	40.396	33.504	178.5	10:30:22.680
13	2:10.770 P	46.435	43.280	41.055	179.4	10:32:33.450
14	3:30.147	2:16.174	40.718	33.255	87.4	10:36:03.597
15	2:00.053	45.608	40.772	33.673	184.3	10:38:03.650
16	2:00.646	45.528	40.626	34.492	183.3	10:40:04.296
17		53.510	49.819		130.1	





Circuito del Jarama
Group 1 + MINI + Carrera los 80s
Qualifying
Lap Analysis



28

1 Gui Affonso
 Vintage 2 João Fedorowicz

Troféu Mini
 Gui Affonso

62

1 Francisco Borreguero
 Vintage 2 Arturo de Onis

Troféu Mini
 AECD ?

Lap	D	Time	Sector 1	Sector 2	Sector 3	T. Spd	Elapsed
1		10:04:25.815 P	10:02:48.140	52.913	44.762	68.0	10:04:25.815
2		4:22.956	2:55.034	48.238	39.684	72.2	10:08:48.771
3		2:21.179	52.987	48.273	39.919	141.7	10:11:09.950
4		2:20.726	53.614	47.906	39.206	141.5	10:13:30.676
5		3:10.704 P	1:05.947	1:10.346	54.411	132.8	10:16:41.380
6		4:29.001	3:01.127	48.003	39.871	74.5	10:21:10.381
7		2:19.681	52.599	48.062	39.020	142.4	10:23:30.062
8		2:20.785	53.960	47.986	38.839	141.3	10:25:50.847
9		2:18.806	52.859	47.337	38.610	143.0	10:28:09.653
10		2:19.885	52.529	48.479	38.877	145.7	10:30:29.538
11		2:18.917	52.369	47.499	39.049	142.4	10:32:48.455
12		2:19.216	52.535	47.742	38.939	141.7	10:35:07.671
13		2:36.369 P	58.507	49.111	48.751	126.1	10:37:44.040

33

1 Lucas Gonzalez-Anleo
 GTCOPA 2 Jorge López

Porsche 968 CS
 AECD

Lap	D	Time	Sector 1	Sector 2	Sector 3	T. Spd	Elapsed
1		10:02:50.839	10:01:38.943	40.172	31.724		10:02:50.839
2		1:52.090	43.730	37.233	31.127		10:04:42.929
3		2:22.151	55.419	54.836	31.896		10:07:05.080
4		1:53.376	44.083	37.263	32.030		10:08:58.456
5		1:51.608	43.212	37.135	31.261		10:10:50.064
6		2:08.390 P	46.832	40.466	41.092		10:12:58.454
7		6:15.417	4:56.599	43.981	34.837		10:19:13.871
8		2:04.527	47.565	42.545	34.417		10:21:18.398
9		2:06.604	49.122	43.059	34.423		10:23:25.002
10		2:04.346	46.802	42.282	35.262		10:25:29.348
11		2:05.216	48.338	42.359	34.519		10:27:34.564
12		2:02.593	46.571	41.211	34.811		10:29:37.157
13		2:03.162	47.225	41.818	34.119		10:31:40.319
14		2:03.011	46.194	42.177	34.640		10:33:43.330
15		2:12.519 P	47.676	41.515	43.328		10:35:55.849
16		4:22.820	3:06.648	41.876	34.296		10:40:18.669
17			46.937	43.518			

36

1 Daniel Cuadrado
 GTCOPA 2 Diego Candano

BMW M3 E36

Lap	D	Time	Sector 1	Sector 2	Sector 3	T. Spd	Elapsed
1		10:02:30.623	10:01:10.863	45.953	33.807	94.7	10:02:30.623
2		1:54.842	43.931	38.286	32.625	180.6	10:04:25.465
3		2:10.512 P	44.098	40.799	45.615	186.8	10:06:35.977
4		4:32.023	3:19.243	39.963	32.817	91.2	10:11:08.000
5		1:54.885	43.997	38.465	32.423	192.5	10:13:02.885
6		2:10.161 P	46.008	42.152	42.001	186.8	10:15:13.046
7		4:46.793	3:31.596	42.263	32.934	46.7	10:19:59.839
8		1:59.552	46.887	39.541	33.124	165.3	10:21:59.391
9		1:58.241	45.142	38.975	34.124	174.7	10:23:57.632
10		2:27.331 P	52.304	46.561	48.466	153.8	10:26:24.963
11		3:57.869	2:44.693	40.442	32.734	49.7	10:30:22.832
12		1:56.837	44.870	39.862	32.105	190.4	10:32:19.669
13		1:57.255	44.985	39.745	32.525	158.5	10:34:16.924
14		1:55.205	44.440	38.540	32.225	171.1	10:36:12.129
15		1:55.457	44.493	38.589	32.375	172.5	10:38:07.586
16		1:55.501	43.824	38.922	32.755	186.2	10:40:03.087
17		2:30.545 P	52.684	50.118	47.743	139.3	10:42:33.632

77

1 Juan Carlos Zorrilla
 GTCOPA 2

Porsche 968 CS
 AECD

Lap	D	Time	Sector 1	Sector 2	Sector 3	T. Spd	Elapsed
1		10:02:37.515	10:01:10.033	50.821	36.661		10:02:37.515
2		2:04.313	50.942	40.638	32.733		10:04:41.828
3		2:13.101	46.212	48.160	38.729		10:06:54.929
4		1:57.704	45.483	39.773	32.448		10:08:52.633
5		1:55.630	44.658	38.765	32.207		10:10:48.263
6		1:54.568	44.565	37.958	32.045		10:12:42.831
7		2:09.817 P	44.655	40.134	45.028		10:14:52.648

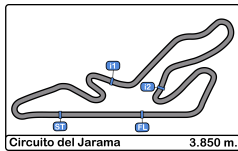
80

1 Juan Jose Alonso
 T2000 2 Jose Antonio Zorrilla

Honda Civic

Lap	D	Time	Sector 1	Sector 2	Sector 3	T. Spd	Elapsed
1		10:04:02.470	10:02:33.746	50.221	38.503		10:04:02.470
2		2:41.880	50.767	43.269	37.844		10:06:14.350
3		2:11.384	52.532	43.062	35.790		10:08:25.734
4		2:07.528	49.210	42.847	35.471		10:10:33.262
5		2:21.316 P	48.813	43.128	49.375		10:12:54.578
6		5:44.424	4:16.805	47.940	39.679		10:18:39.002
7		2:16.611	53.534	45.474	37.603		10:20:55.613
8		2:16.740	53.283	44.952	38.505		10:23:12.353
9		2:17.040	51.904	45.546	39.590		10:25:29.393
10		2:18.234	53.137	48.239	36.858		10:27:47.627
11		2:16.782	52.333	46.548	37.901		10:30:04.409
12		2:13.415	51.720	44.689	37.006		10:32:17.824
13		2:14.354	52.210	45.034	37.110		10:34:32.178
14		2:13.604	51.088	45.191	37.325		10:36:45.782
15		2:16.833	53.928	45.302	37.603		10:39:02.615
16		2:14.877	51.467	46.067	37.343		10:41:17.492
17			1:04.348	1:00.986			





Circuito del Jarama
Group 1 + MINI + Carrera los 80s
Qualifying
Lap Analysis



82

1 Luis Delso
 TMAX 2 Carlos de Miguel
 BMW 635 CSI

86

1 Oscar Castro-Rial
 GTCOPA 2 Juan Carlos
 BMW 325i

Lap	D	Time	Sector 1	Sector 2	Sector 3	T. Spd	Elapsed
1		10:03:21.843	10:01:51.220	50.363	40.260	72.5	10:03:21.843
2		2:06.329	48.154	43.609	34.557	163.6	10:05:28.163
3		2:07.924	47.723	45.513	34.688	159.0	10:07:36.087
4		2:03.086	46.670	42.338	34.078	180.0	10:09:39.173
5		2:02.003	46.302	41.725	33.976	181.8	10:11:41.176
6		2:03.081	46.621	42.292	34.168	178.5	10:13:44.257
7		2:02.755	47.201	41.520	34.034	170.3	10:15:47.012
8		2:15.598 P	47.008	42.697	45.893	175.0	10:18:02.610
9		5:30.657	4:07.763	46.287	36.607	51.0	10:23:33.267
10		2:13.376	49.827	45.276	38.273	164.1	10:25:46.643
11		2:10.091	51.218	43.406	35.467	171.1	10:27:56.734
12		2:23.229	54.170	49.336	39.723	162.8	10:30:19.963
13		2:10.583	51.352	43.832	35.399	154.9	10:32:30.546
14		2:24.573 P	49.766	43.953	50.854	158.8	10:34:55.119
15		6:41.890	5:26.055	41.821	34.014	64.7	10:41:37.009
16		2:49.416 P	56.662	51.526	1:01.228	121.7	10:44:26.425

87

1 Marc Garcia
 T2000 2 Marc Garcia
 Honda Civic

Lap	D	Time	Sector 1	Sector 2	Sector 3	T. Spd	Elapsed
1		10:03:40.243	10:02:09.864	51.996	38.383	62.0	10:03:40.243
2		2:13.739	53.132	44.254	36.344	147.9	10:05:53.973
3		2:13.305	56.315	42.590	34.400	129.8	10:08:07.278
4		2:02.944	47.794	40.997	34.153	163.8	10:10:10.222
5		2:00.829	46.351	40.510	33.968	182.4	10:12:11.051
6		2:12.014 P	46.884	41.523	43.607	185.8	10:14:23.065
7		3:33.877	2:18.496	41.385	33.996	73.1	10:17:56.942
8		2:01.372	46.789	40.757	33.826	185.2	10:19:58.314
9		2:01.917	46.383	40.686	34.848	191.1	10:22:00.231
10		1:59.913	46.123	40.169	33.621	187.8	10:24:00.144
11		2:03.148	47.797	41.509	33.842	188.1	10:26:03.292
12		2:00.165	45.920	40.572	33.673	184.9	10:28:03.457
13		2:10.892 P	46.005	42.619	42.268	189.1	10:30:14.349
14		4:51.652	3:30.974	46.075	34.603	77.3	10:35:06.001
15		2:01.126	46.522	40.871	33.733	181.8	10:37:07.127
16		2:00.049	45.793	40.157	34.099	190.1	10:39:07.176
17		2:13.154 P	47.011	43.727	42.416	187.5	10:41:20.330

83

1 Toni Garcia
 GTCOPA 2 Toni Garcia
 Porsche 924

Lap	D	Time	Sector 1	Sector 2	Sector 3	T. Spd	Elapsed
1		10:03:41.064	10:02:10.775	52.392	37.897	66.7	10:03:41.064
2		2:11.495	50.734	43.737	37.024	151.0	10:05:52.559
3		2:12.961	56.378	42.365	34.218	126.7	10:08:05.520
4		2:01.960	46.955	41.247	33.758	176.1	10:10:07.480
5		2:09.194	47.853	46.167	35.174	173.3	10:12:16.674
6		2:02.495	46.500	42.111	33.884	180.9	10:14:19.169
7		2:13.015 P	47.084	41.414	44.517	179.7	10:16:32.184
8		4:14.013	2:53.562	46.098	34.353	61.0	10:20:46.197
9		2:02.785	47.127	41.468	34.190	174.7	10:22:48.982
10		2:03.901	47.130	42.411	34.360	177.0	10:24:52.883
11		2:03.427	47.111	41.438	34.878	179.1	10:26:56.310
12		2:17.160 P	47.040	41.554	48.566	176.4	10:29:13.470
13			2:25.441	54.261		69.2	

85

1 Carlos González
 GTCOPA 2 Javier Calvo
 BMW 325i

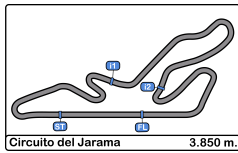
Lap	D	Time	Sector 1	Sector 2	Sector 3	T. Spd	Elapsed
1		10:02:45.230	10:01:23.954	44.504	36.772		10:02:45.230
2		2:05.355	47.880	42.237	35.238		10:04:50.585
3		2:19.707	49.533	54.371	35.803		10:07:10.292
4		2:13.056	50.084	47.599	35.373		10:09:23.348
5		2:04.942	47.721	41.929	35.292		10:11:28.290
6		2:29.634 P	47.904	50.593	51.137		10:13:57.924
7		6:34.927	5:13.637	44.668	36.622		10:20:32.851
8		2:12.775	50.550	45.317	36.908		10:22:45.626
9		2:33.582 P	49.316	46.682	57.584		10:25:19.208

128

1 Gonzalo Mateo
 GTCOPA 2 Francho Echegoyen
 Porsche 928s Automóvil Club Zaragoza

Lap	D	Time	Sector 1	Sector 2	Sector 3	T. Spd	Elapsed
1		10:03:12.523	10:01:47.448	47.029	38.046		10:03:12.523
2		2:17.748	53.030	47.260	37.458		10:05:30.271
3		2:19.013	54.117	46.211	38.685		10:07:49.284
4		2:16.951	51.775	47.314	37.862		10:10:06.235
5		2:18.405	53.427	47.672	37.306		10:12:24.640
6		2:19.318	52.462	47.799	39.057		10:14:43.958
7		2:44.774 P	55.096	50.816	58.862		10:17:28.732
8		4:15.354	2:58.429	41.865	35.060		10:21:44.086
9		2:04.709	47.084	42.566	35.059		10:23:48.795
10		2:04.369	47.423	41.938	35.008		10:25:53.164
11		2:04.321	46.935	41.698	35.688		10:27:57.485
12		2:05.656	47.599	42.114	35.943		10:30:03.141
13		2:04.464	47.189	41.963	35.312		10:32:07.605
14		2:34.404 P	54.145	49.468	50.791		10:34:42.009
15			2:56.726	44.644			





Circuito del Jarama
Group 1 + MINI + Carrera los 80s
Qualifying
Lap Analysis



221

1 Paulo Lima

Mighty

2 Bruno Lima

Troféu Mini

502

Paulo Lima

H81-1600

1 Madalena Gaspar

VW Golf GTI

2 Vasco Ferreira

Madalena Gaspar

Lap D	Time	Sector 1	Sector 2	Sector 3	T. Spd	Elapsed
1	10:02:44.811	10:01:12.900	51.196	40.715		10:02:44.811
2	2:21.067	53.920	48.046	39.101		10:05:05.878
3	2:22.047	53.992	48.664	39.391		10:07:27.925
4	2:18.240	52.408	47.490	38.342		10:09:46.165
5	2:19.344	52.961	47.479	38.904		10:12:05.509
6	2:19.260	52.904	47.416	38.940		10:14:24.769
7	2:19.276	52.961	47.395	38.920		10:16:44.045
8	2:27.081 P	53.267	47.687	46.127		10:19:11.126
9	6:17.471	4:46.247	51.690	39.534		10:25:28.597
10	2:22.211	53.586	49.183	39.442		10:27:50.808
11	2:22.544	54.039	49.128	39.377		10:30:13.352
12	2:21.739	53.459	49.011	39.269		10:32:35.091
13	2:23.035	53.580	49.548	39.907		10:34:58.126
14	2:21.266	53.723	48.240	39.303		10:37:19.392
15	2:21.095	53.330	48.467	39.298		10:39:40.487
16	2:35.539 P	53.519	49.154	52.866		10:42:16.026

501

1 Carlos Dias Pedro

H81-2000

2 Ricardo Pereira

Ford Escort RS2000

Carlos Dias Pedro

Lap D	Time	Sector 1	Sector 2	Sector 3	T. Spd	Elapsed
1	10:02:38.643	10:01:24.418	41.043	33.182	76.3	10:02:38.643
2	1:56.104	44.655	38.958	32.491	184.9	10:04:34.747
3	1:58.836	44.949	38.861	35.026	180.3	10:06:33.583
4	1:57.691	46.317	38.757	32.617	175.3	10:08:31.274
5	1:57.997	45.292	40.116	32.589	195.2	10:10:29.271
6	1:56.009	44.449	38.654	32.906	194.5	10:12:25.280
7	2:03.045 P	44.665	38.783	39.597	190.1	10:14:28.325
8	3:41.089	2:21.952	43.994	35.143	82.0	10:18:09.414
9	2:03.431	48.829	40.507	34.095	139.3	10:20:12.845
10	2:00.655	46.678	40.370	33.607	175.8	10:22:13.500
11	1:59.292	45.992	40.169	33.131	183.0	10:24:12.792
12	1:58.833	45.613	39.986	33.234	186.5	10:26:11.625
13	1:59.171	45.472	40.456	33.243	189.4	10:28:10.796
14	1:59.248	45.643	40.207	33.398	177.0	10:30:10.044
15	2:00.272	47.021	39.843	33.408	192.5	10:32:10.316
16	2:00.351	46.018	41.025	33.308	183.9	10:34:10.667
17	1:58.543	45.583	39.761	33.199	182.7	10:36:09.210
18	1:58.256	45.523	39.563	33.170	193.2	10:38:07.466
19	1:57.912	45.626	39.422	32.864	179.4	10:40:05.378
20	3:15.234 P	50.739	41.866	1:42.629	155.6	10:43:20.612

504

1 Fernando Gaspar

H81-2000

2 Fernando M. Gaspar

Ford Escort RS2000

Fernando Gaspar

Lap D	Time	Sector 1	Sector 2	Sector 3	T. Spd	Elapsed
1	10:03:06.516	10:01:45.701	42.103	38.712	79.2	10:03:06.516
2	1:58.483	44.853	40.035	33.595	188.8	10:05:04.999
3	2:13.662	48.875	51.605	33.182	182.7	10:07:18.661
4	1:57.585	44.769	39.785	33.031	191.1	10:09:16.246
5	1:57.225	44.777	39.633	32.815	194.2	10:11:13.471
6	1:57.258	45.015	39.509	32.734	185.8	10:13:10.729
7	1:57.187	44.638	39.541	33.008	191.4	10:15:07.916
8	1:58.570	45.737	39.637	33.196	193.2	10:17:06.486
9	1:58.134	45.257	39.781	33.096	192.8	10:19:04.620
10	1:56.748	44.848	39.141	32.759	192.5	10:21:01.368
11	2:03.901 P	44.713	40.135	39.053	193.5	10:23:05.269
12	5:15.156	4:00.100	40.436	34.620	67.6	10:28:20.425
13	2:00.713	45.445	41.516	33.752	189.4	10:30:21.138
14	2:01.580	45.841	41.444	34.295	179.7	10:32:22.718
15	2:15.301 P	50.045	41.375	43.881	133.6	10:34:38.019

506

1 João M. Ribeiro

H71-1600

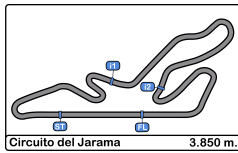
2

Alfa Romeo Giulia

João M. Ribeiro

Lap D	Time	Sector 1	Sector 2	Sector 3	T. Spd	Elapsed
1	10:03:11.336	10:01:45.169	46.596	39.571		10:03:11.336
2	2:31.379 P	55.439	47.494	48.446		10:05:42.715
3	3:28.899	2:07.958	44.297	36.644		10:09:11.614
4	2:11.544	50.577	44.426	36.541		10:11:23.158
5	2:18.376	50.008	44.680	43.688		10:13:41.534
6	2:14.230	50.869	46.512	36.849		10:15:55.764
7	2:11.991	50.766	44.618	36.607		10:18:07.755
8	2:17.320	53.206	44.710	39.404		10:20:25.075
9	2:18.791 P	50.121	44.305	44.365		10:22:43.866
10	7:09.414 P	5:21.190	54.313	53.911		10:29:53.280
11	9:06.884	7:42.267	46.374	38.243		10:39:00.164
12	2:16.752	51.979	46.476	38.297		10:41:16.916
13		55.819	48.854			





Circuito del Jarama
Group 1 + MINI + Carrera los 80s
Qualifying
Lap Analysis



508 1 Paulo Vieira Ford Escort RS2000

Lap	D	Time	Sector 1	Sector 2	Sector 3	T. Spd	Elapsed
1		10:03:05.121 P	10:01:29.712	49.974	45.435	77.8	10:03:05.121
2		4:18.762 P	2:32.386	55.948	50.428	63.3	10:07:23.883
3		8:24.809	7:02.990	45.222	36.597	68.3	10:15:48.692
4		2:03.819	48.316	40.613	34.890	153.1	10:17:52.511
5		2:01.310	47.489	39.740	34.081	153.6	10:19:53.821
6		1:59.892	46.938	39.757	33.197	158.1	10:21:53.713
7		3:17.843 P	55.858	1:25.802	56.183	170.6	10:25:11.556
8			3:31.567	53.220		67.3	

516 1 João D. Lopes Ford Escort RS2000

Lap	D	Time	Sector 1	Sector 2	Sector 3	T. Spd	Elapsed
1		10:02:10.143	10:00:55.852	41.188	33.103	70.6	10:02:10.143
2		1:59.508	45.746	41.037	32.725	186.2	10:04:09.651
3		2:03.724	45.326	39.921	38.477	177.6	10:06:13.375
4		2:03.475	49.780	40.246	33.449	137.7	10:08:16.850
5		1:57.090	45.430	39.175	32.485	178.5	10:10:13.940
6		1:58.337	45.564	40.080	32.693	175.0	10:12:12.277
7		1:58.429	45.910	39.891	32.628	196.0	10:14:10.706
8		1:57.051	44.764	39.661	32.626	192.8	10:16:07.757
9		2:10.348 P	45.749	41.050	43.549	171.9	10:18:18.105
10		4:20.102	3:05.282	41.246	33.574	82.1	10:22:38.207
11		1:59.817	45.109	41.484	33.224	188.8	10:24:38.024
12		1:57.768	45.108	39.760	32.900	191.1	10:26:35.792
13		1:59.518	45.485	39.811	34.222	192.5	10:28:35.310
14		1:57.473	45.070	39.642	32.761	189.8	10:30:32.783
15		2:00.647	46.664	39.645	34.338	141.7	10:32:33.430
16		2:14.490 P	47.493	43.774	43.223	189.4	10:34:47.920
17		4:27.628	3:13.407	41.142	33.079	81.5	10:39:15.548
18			45.821	40.810		186.5	

518 1 Luis Pedro Liberal Ford Escort RS2000

Lap	D	Time	Sector 1	Sector 2	Sector 3	T. Spd	Elapsed
1		10:02:40.374	10:01:27.198	40.449	32.727	78.2	10:02:40.374
2		1:56.487	45.066	38.958	32.463	190.8	10:04:36.861
3		1:58.280	45.985	39.461	32.834	188.1	10:06:35.141
4		1:55.638	44.358	38.761	32.519	194.9	10:08:30.779
5		2:08.512 P	46.933	41.970	39.609	194.5	10:10:39.291
6		4:23.222	3:06.393	41.065	35.764	73.7	10:15:02.513
7		1:59.979	45.414	40.983	33.582	189.4	10:17:02.492
8		2:00.993	45.150	40.710	35.133	190.4	10:19:03.485
9		2:03.292	46.669	40.581	36.042	190.1	10:21:06.777
10		2:01.398	45.563	41.840	33.995	184.9	10:23:08.175
11		1:59.072	45.519	40.231	33.322	186.8	10:25:07.247
12		1:59.657	45.621	40.935	33.101	187.8	10:27:06.904
13		1:57.272	44.878	39.407	32.987	190.4	10:29:04.176
14		1:57.642	45.126	39.618	32.898	189.8	10:31:01.818
15		1:58.526	45.112	40.032	33.382	190.4	10:33:00.344
16		2:07.788 P	45.845	41.268	40.675	189.4	10:35:08.132

523 1 Nuno Breda Ford Escort RS2000

Lap	D	Time	Sector 1	Sector 2	Sector 3	T. Spd	Elapsed
1		10:02:54.827	10:01:37.521	42.396	34.910	70.4	10:02:54.827
2		1:59.606	46.235	39.672	33.699		10:04:54.433
3		2:16.476	46.466	54.853	35.157		10:07:10.909
4		2:00.826	47.762	39.842	33.222		10:09:11.735
5		1:59.107	46.105	39.934	33.068		10:11:10.842
6		1:58.846	45.630	39.842	33.374		10:13:09.688
7		2:00.813	47.187	40.227	33.399		10:15:10.501
8		1:58.890	45.474	39.855	33.561		10:17:09.391
9		1:58.992	45.722	39.898	33.372		10:19:08.383
10		2:07.883 P	45.865	39.786	42.232		10:21:16.266
11		3:02.217	1:47.149	41.189	33.879		10:24:18.483
12		1:59.095	45.734	39.995	33.366		10:26:17.578
13		1:59.155	45.869	39.701	33.585		10:28:16.733
14		2:01.097	45.988	40.800	34.309		10:30:17.830
15		2:00.954	47.106	39.928	33.920		10:32:18.784
16		2:00.566	45.433	40.999	34.134		10:34:19.350
17		2:00.504	45.639	40.160	34.705	188.4	10:36:19.854
18		2:15.914 P	46.377	40.599	48.938		10:38:35.768

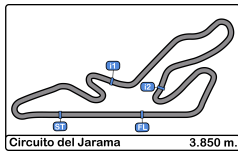
525 1 Carlos Gagliardini VW Golf GTI

Lap	D	Time	Sector 1	Sector 2	Sector 3	T. Spd	Elapsed
1		10:04:14.961	10:02:51.111	47.204	36.646		10:04:14.961
2		2:17.918	50.321	46.396	41.201		10:06:32.879
3		2:10.684	51.464	43.658	35.562		10:08:43.563
4		2:06.772	48.357	43.078	35.337		10:10:50.335
5		2:06.793	48.440	42.859	35.494		10:12:57.128
6		2:07.607	49.149	42.951	35.507		10:15:04.735
7		2:07.014	48.787	42.973	35.254		10:17:11.749
8		2:13.139 P	48.327	42.854	41.958		10:19:24.888
9		8:30.344 P	6:37.776	47.045	1:05.523		10:27:55.232

532 1 Rui Castro Datsun 1200

Lap	D	Time	Sector 1	Sector 2	Sector 3	T. Spd	Elapsed
1		10:03:28.484	10:01:58.397	50.592	39.495		10:03:28.484
2		2:23.049	53.890	49.401	39.758		10:05:51.533
3		2:26.481	57.179	50.116	39.186		10:08:18.014
4		2:30.632 P	53.590	49.491	47.551		10:10:48.646
5		5:59.912	4:31.573	48.975	39.364		10:16:48.558
6		2:22.848	54.095	49.150	39.603		10:19:11.406
7		2:22.578	54.035	49.129	39.414		10:21:33.984
8		2:35.803 P	53.820	50.348	51.635		10:24:09.787
9		4:28.807	2:59.146	49.577	40.084		10:28:38.594
10		2:21.805	53.630	48.969	39.206		10:31:00.399
11		2:22.004	53.794	48.977	39.233		10:33:22.403
12		2:21.872	53.758	48.877	39.237		10:35:44.275
13		2:22.280	53.889	48.975	39.416		10:38:06.555
14		2:21.423	53.627	48.865	38.931		10:40:27.978
15			57.100	54.026			





Circuito del Jarama
Group 1 + MINI + Carrera los 80s
Qualifying
Lap Analysis



539

1 Miguel Sardo

Porsche 924

H81-2000

2 Paulo Frazão

Miguel Sardo

Lap	D	Time	Sector 1	Sector 2	Sector 3	T. Spd	Elapsed
1		10:04:29.832	10:02:53.592	53.929	42.311	57.0	10:04:29.832
2		2:23.902	54.244	50.195	39.463		10:06:53.734
3		2:16.890	52.357	46.728	37.805		10:09:10.624
4		2:17.424	53.644	46.381	37.399		10:11:28.048
5		2:18.163	51.603	47.336	39.224		10:13:46.211
6		2:26.534 P	52.202	46.266	48.066		10:16:12.745
7		4:41.242	3:10.514	50.876	39.852		10:20:53.987
8		2:22.587	55.875	47.502	39.210		10:23:16.574
9		2:17.438	51.979	46.937	38.522		10:25:34.012
10		2:19.740	52.063	47.292	40.385		10:27:53.752
11		2:19.910	53.302	48.086	38.522		10:30:13.662
12		2:19.273	51.965	47.738	39.570		10:32:32.935
13		2:15.486	51.958	45.638	37.890		10:34:48.421
14		2:17.246	52.044	46.694	38.508		10:37:05.667
15		2:18.064	53.296	46.575	38.193		10:39:23.731
16		2:16.499	51.898	45.328	39.273		10:41:40.230
17			1:00.755	57.831			

557

1 Francisco Cardoso

Peugeot 104ZS

1052

2

Francisco Cardoso

Lap	D	Time	Sector 1	Sector 2	Sector 3	T. Spd	Elapsed
1		10:04:31.909	10:02:41.992	1:01.266	48.651	62.9	10:04:31.909
2		2:31.827	55.400	53.316	43.111	134.6	10:07:03.736
3		2:26.721	57.673	49.923	39.125	140.2	10:09:30.457
4		2:22.234	53.343	48.757	40.134	141.9	10:11:52.691
5		2:24.872	54.214	48.869	41.789	139.5	10:14:17.563
6		2:22.800	54.212	47.986	40.602	131.0	10:16:40.363
7		2:21.649	54.535	47.675	39.439	133.4	10:19:02.012
8		2:22.900	54.708	48.803	39.389	133.0	10:21:24.912
9		2:43.165 P	54.381	49.481	59.303	134.8	10:24:08.077
10		4:43.203	3:16.539	47.656	39.008	76.6	10:28:51.280
11		2:23.686	55.268	48.843	39.575	136.3	10:31:14.966
12		2:20.636	54.370	47.089	39.177	136.3	10:33:35.602
13		2:18.472	53.398	46.742	38.332	134.6	10:35:54.074
14			53.064	50.951		135.1	

565

1 Luis Santa Bárbara

Datsun 1200

Production Cup

2 Manuel Matos

Luis Santa Bárbara

Lap	D	Time	Sector 1	Sector 2	Sector 3	T. Spd	Elapsed
1		10:03:50.806	10:02:21.775	49.742	39.289	59.6	10:03:50.806
2		2:23.056	53.279	48.876	40.901	143.6	10:06:13.862
3		2:21.530	53.999	48.497	39.034	138.6	10:08:35.392
4		2:21.158	52.932	48.112	40.114	143.6	10:10:56.550
5		2:20.594	52.807	48.163	39.624	144.1	10:13:17.144
6		2:33.829 P	54.990	51.696	47.143	144.5	10:15:50.973
7		4:06.297	2:36.021	50.022	40.254	60.7	10:19:57.270
8		2:24.316	54.532	50.060	39.724	144.7	10:22:21.586
9		2:22.961	53.680	49.311	39.970	141.7	10:24:44.547
10		2:22.314	53.742	48.853	39.719	140.2	10:27:06.861
11		2:23.129	53.953	49.222	39.954	140.2	10:29:29.990
12		2:22.849	54.007	49.293	39.549	140.0	10:31:52.839
13		2:22.535	53.676	48.911	39.948	140.6	10:34:15.374
14		2:21.743	53.523	48.724	39.496	143.6	10:36:37.117
15		2:21.622	53.462	48.631	39.529	142.8	10:38:58.739
16		2:32.535	56.695	54.158	41.682	138.1	10:41:31.274
17			1:08.303	55.082		101.8	

573

1 André C. Pinheiro

Jaguar XJS V12

H81-MAX

2 Ernesto Vieira

André C. Pinheiro

Lap	D	Time	Sector 1	Sector 2	Sector 3	T. Spd	Elapsed
1		10:03:46.725	10:02:11.940	55.986	38.799	65.7	10:03:46.725
2		2:08.094	50.235	43.142	34.714	150.4	10:05:54.816
3		2:12.982	55.894	43.027	34.061	140.2	10:08:07.798
4		2:02.840	46.627	42.872	33.341	180.6	10:10:10.638
5		2:03.752	46.801	42.510	34.441	164.8	10:12:14.390
6		2:03.135	46.746	42.633	33.756	168.7	10:14:17.525
7		2:43.777 P	47.346	40.750	1:15.681	171.7	10:17:01.302
8		18:36.972	17:08.644	50.462	37.866	79.3	10:35:38.274
9		2:09.162	50.307	43.341	35.514	142.1	10:37:47.436
10		2:06.327	48.352	42.646	35.329	169.2	10:39:53.763
11		2:07.249	47.903	43.064	36.282	159.7	10:42:01.012
12			1:01.488	1:03.542		120.2	

580

1 Pedro Reis

Datsun 1200

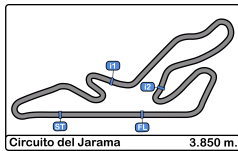
Production Cup

2 Paulo Costa

Pedro Reis

Lap	D	Time	Sector 1	Sector 2	Sector 3	T. Spd	Elapsed
1		10:03:58.231	10:02:26.472	50.667	41.092		10:03:58.231
2		4:20.730	2:49.834	51.284	39.612		10:08:18.961
3		2:22.126	54.339	48.774	39.013		10:10:41.087
4		2:23.516	54.534	48.446	40.536		10:13:04.603
5		3:23.753 P	1:17.199	1:07.040	59.514		10:16:28.356





Circuito del Jarama
Group 1 + MINI + Carrera los 80s
Qualifying
Lap Analysis



584

1 Tomás P. Abreu Datsun 1200

Production Cup 2 João R. Martins Tomás P. Abreu

Lap	D	Time	Sector 1	Sector 2	Sector 3	T. Spd	Elapsed
1		10:04:31.241	10:02:31.554	1:09.703	49.984		10:04:31.241
2		3:13.273 P	1:10.420	1:03.100	59.753		10:07:44.514
3		3:02.049	1:32.193	49.498	40.358		10:10:46.563
4		2:21.577	54.749	47.619	39.209		10:13:08.140
5		2:20.624	53.513	47.705	39.406		10:15:28.764
6		2:19.429	52.858	47.522	39.049		10:17:48.193
7		2:18.904	53.025	47.164	38.715		10:20:07.097
8		2:18.796	52.988	47.316	38.492		10:22:25.893
9		2:50.683 P	55.722	58.891	56.070		10:25:16.576
10			2:30.447	1:03.293			

586

1 Luis S. Costa Datsun 1200

H71-1300 2 Luis S. Costa

Lap	D	Time	Sector 1	Sector 2	Sector 3	T. Spd	Elapsed
1		10:03:50.441	10:02:14.998	54.060	41.383	69.1	10:03:50.441
2		2:22.387	52.970	48.488	40.929	157.8	10:06:12.828
3		2:20.433	53.726	47.761	38.946	143.4	10:08:33.261
4		2:14.655	51.684	45.489	37.482	165.1	10:10:47.916
5		2:27.822 P	52.357	46.780	48.685	157.4	10:13:15.738
6		4:14.601	2:50.544	46.155	37.902	69.3	10:17:30.339
7		2:16.399	53.081	45.696	37.622	149.3	10:19:46.738
8		2:17.695	52.286	46.220	39.189	164.1	10:22:04.433
9		2:13.613	51.077	45.709	36.827	165.6	10:24:18.046
10		2:12.037	50.574	44.773	36.690	166.4	10:26:30.083
11		2:24.846 P	51.247	46.903	46.696	153.6	10:28:54.929
12		4:46.285	3:23.248	45.886	37.151	72.5	10:33:41.214
13		2:13.276	51.456	45.004	36.816	163.8	10:35:54.490
14		2:11.739	50.191	44.511	37.037	164.6	10:38:06.229
15		2:11.906	50.712	44.503	36.691	164.6	10:40:18.135
16			58.027	55.558		127.8	

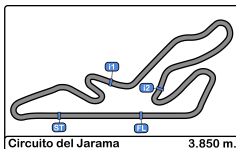
588

1 Rafael C. Pinto VW Golf GTI

H81-1600 2 António Liberal Rafael C. Pinto

Lap	D	Time	Sector 1	Sector 2	Sector 3	T. Spd	Elapsed
1		10:03:23.317	10:01:56.360	47.025	39.932	78.0	10:03:23.317
2		2:11.883	50.724	44.206	36.953	154.5	10:05:35.200
3		2:12.097	50.735	44.553	36.809	152.9	10:07:47.297
4		2:09.730	49.958	43.712	36.060	173.0	10:09:57.027
5		2:08.188	49.409	42.837	35.942	173.0	10:12:05.215
6		2:07.452	48.737	43.099	35.616	173.9	10:14:12.667
7		2:07.448	48.918	42.795	35.735	174.1	10:16:20.115
8		2:20.822 P	49.320	43.881	47.621	173.3	10:18:40.937
9		3:28.733	2:07.191	44.980	36.562	78.1	10:22:09.670
10		2:11.241	50.120	44.392	36.729	169.5	10:24:20.911
11		2:07.293	48.204	42.837	36.252	173.9	10:26:28.204
12		2:08.148	48.856	42.940	36.352	172.2	10:28:36.352
13		2:07.194	48.768	43.106	35.320	173.3	10:30:43.546
14		2:06.887	48.794	42.694	35.399	173.9	10:32:50.433
15		2:07.621	48.601	43.016	36.004	174.4	10:34:58.054
16		2:08.507	48.416	43.914	36.177	173.3	10:37:06.561
17		2:08.384	49.895	42.740	35.749	163.6	10:39:14.945
18		2:11.927	50.336	44.514	37.077	172.2	10:41:26.872
19			51.234	46.727		162.1	



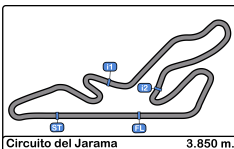


Circuito del Jarama
Group 1 + MINI + Carrera los 80s
Qualifying
Best Sectors Results



Sector - 1				Sector - 2				Sector - 3				Ideal Lap vs Best Lap				
Clas	Nº	Driver	Time	Nº	Driver	Time	Nº	Driver	Time	Clas	Nº	Driver	Ideal Lap	Best Lap	Clas	
1	33	Gonzalez-Anleo - López	43.212	33	Gonzalez-Anleo - López	37.135	33	Gonzalez-Anleo - López	31.127	1	33	Gonzalez-Anleo - López	1:51.474	1:51.608	1	
2	36	Cuadrado - Candano	43.824	77	Juan Carlos Zorrilla	37.958	77	Juan Carlos Zorrilla	32.045	2	36	Cuadrado - Candano	1:54.215	1:54.842	3	
3	518	Pedro Liberal - Freitas	44.358	36	Cuadrado - Candano	38.286	36	Cuadrado - Candano	32.105	3	77	Juan Carlos Zorrilla	1:54.568	1:54.568	2	
4	501	Dias Pedro - Pereira	44.449	501	Dias Pedro - Pereira	38.654	518	Pedro Liberal - Freitas	32.463	4	518	Pedro Liberal - Freitas	1:55.582	1:55.638	4	
5	77	Juan Carlos Zorrilla	44.565	518	Pedro Liberal - Freitas	38.761	516	D. Lopes - Martins	32.485	5	501	Dias Pedro - Pereira	1:55.594	1:56.009	5	
6	504	Gaspar - M. Gaspar	44.638	504	Gaspar - M. Gaspar	39.141	501	Dias Pedro - Pereira	32.491	6	516	D. Lopes - Martins	1:56.424	1:57.051	7	
7	516	D. Lopes - Martins	44.764	516	D. Lopes - Martins	39.175	504	Gaspar - M. Gaspar	32.734	7	504	Gaspar - M. Gaspar	1:56.513	1:56.748	6	
8	4	Moreno - Bartol	45.384	4	Moreno - Bartol	39.299	4	Moreno - Bartol	33.002	8	4	Moreno - Bartol	1:57.685	1:57.756	8	
9	27	Teodosio Perez	45.425	523	Nuno Breda	39.672	27	Teodosio Perez	33.021	9	523	Nuno Breda	1:58.173	1:58.846	9	
10	523	Nuno Breda	45.433	508	Paulo Vieira	39.740	523	Nuno Breda	33.068	10	27	Teodosio Perez	1:58.423	1:59.145	10	
11	87	Marc Garcia	45.793	27	Teodosio Perez	39.977	508	Paulo Vieira	33.197	11	87	Marc Garcia	1:59.571	1:59.913	12	
12	82	Delso - de Miguel	46.302	87	Marc Garcia	40.157	573	C. Pinheiro - Vieira	33.341	12	508	Paulo Vieira	1:59.875	1:59.892	11	
13	83	Toni Garcia	46.500	573	C. Pinheiro - Vieira	40.750	87	Marc Garcia	33.621	13	573	C. Pinheiro - Vieira	2:00.718	2:02.840	16	
14	573	C. Pinheiro - Vieira	46.627	502	Gaspar - Ferreira	41.219	83	Toni Garcia	33.758	14	83	Toni Garcia	2:01.505	2:01.960	13	
15	502	Gaspar - Ferreira	46.752	83	Toni Garcia	41.247	82	Delso - de Miguel	33.976	15	82	Delso - de Miguel	2:01.798	2:02.003	14	
16	128	Mateo - Echegoyen	46.935	82	Delso - de Miguel	41.520	502	Gaspar - Ferreira	34.115	16	502	Gaspar - Ferreira	2:02.086	2:02.086	15	
17	508	Paulo Vieira	46.938	128	Mateo - Echegoyen	41.698	2	Luis Portal	34.546	17	2	Luis Portal	2:03.618	2:04.002	17	
18	2	Luis Portal	47.264	2	Luis Portal	41.808	128	Mateo - Echegoyen	35.008	18	128	Mateo - Echegoyen	2:03.641	2:04.321	18	
19	85	González - Calvo	47.721	85	González - Calvo	41.929	85	González - Calvo	35.238	19	85	González - Calvo	2:04.888	2:04.942	19	
20	588	C. Pinto - Liberal	48.204	86	Castro- Rial - Carlos	42.367	525	Gagliardini - Greno	35.254	20	588	C. Pinto - Liberal	2:06.218	2:06.887	21	
21	525	Gagliardini - Greno	48.327	588	C. Pinto - Liberal	42.694	588	C. Pinto - Liberal	35.320	21	525	Gagliardini - Greno	2:06.435	2:06.772	20	
22	80	Jose Alonso - Antonio Zorrilla	48.813	80	Jose Alonso - Antonio Zorrilla	42.847	80	Jose Alonso - Antonio Zorrilla	35.471	22	80	Jose Alonso - Antonio Zorrilla	2:07.131	2:07.528	22	
23	86	Castro- Rial - Carlos	49.149	525	Gagliardini - Greno	42.854	86	Castro- Rial - Carlos	35.920	23	86	Castro- Rial - Carlos	2:07.436	2:07.930	23	
24	506	João M. Ribeiro	50.008	506	João M. Ribeiro	44.297	506	João M. Ribeiro	36.541	24	506	João M. Ribeiro	2:10.846	2:11.544	24	
25	586	Luis S. Costa	50.191	586	Luis S. Costa	44.503	586	Luis S. Costa	36.690	25	586	Luis S. Costa	2:11.384	2:11.739	25	
26	539	Sardo - Frazão	51.603	539	Sardo - Frazão	45.328	539	Sardo - Frazão	37.399	26	539	Sardo - Frazão	2:14.330	2:15.486	26	
27	11	Sepúlveda - Soares	51.789	557	Francisco Cardoso	46.742	11	Sepúlveda - Soares	37.961	27	11	Sepúlveda - Soares	2:16.591	2:17.082	27	
28	18	Dias - Dias	52.296	11	Sepúlveda - Soares	46.841	557	Francisco Cardoso	38.332	28	557	Francisco Cardoso	2:18.138	2:18.472	29	
29	28	Affonso - Fedorowicz	52.369	584	P. Abreu - R. Martins	47.164	221	Lima - Lima	38.342	29	221	Lima - Lima	2:18.145	2:18.240	28	
30	221	Lima - Lima	52.408	28	Affonso - Fedorowicz	47.337	584	P. Abreu - R. Martins	38.492	30	28	Affonso - Fedorowicz	2:18.316	2:18.806	32	



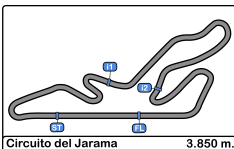


Circuito del Jarama
Group 1 + MINI + Carrera los 80s
Qualifying
Best Sectors Results



Sector - 1				Sector - 2				Sector - 3				Ideal Lap vs Best Lap				
Clas	Nº	Driver	Time	Nº	Driver	Time	Nº	Driver	Time	Clas	Nº	Driver	Ideal Lap	Best Lap	Clas	
31	565	Santa Bárbara - Matos	52.807	221	Lima - Lima	47.395	18	Dias - Dias	38.531	31	584	P.Abreu - R. Martins	2:18.514	2:18.796	30	
32	584	P.Abreu - R. Martins	52.858	18	Dias - Dias	47.701	28	Afonso - Fedorowicz	38.610	32	18	Dias - Dias	2:18.528	2:18.804	31	
33	557	Francisco Cardoso	53.064	565	Santa Bárbara - Matos	48.112	532	Rui Castro	38.931	33	565	Santa Bárbara - Matos	2:19.953	2:20.594	33	
34	532	Rui Castro	53.590	580	Reis - Costa	48.446	580	Reis - Costa	39.013	34	532	Rui Castro	2:21.386	2:21.423	34	
35	62	Borreguero - de Onis	53.981	62	Borreguero - de Onis	48.502	565	Santa Bárbara - Matos	39.034	35	580	Reis - Costa	2:21.798	2:22.126	35	
36	7	Henrique Mesquita	54.198	532	Rui Castro	48.865	62	Borreguero - de Onis	39.731	36	62	Borreguero - de Onis	2:22.214	2:22.226	36	
37	580	Reis - Costa	54.339	7	Henrique Mesquita	49.518	7	Henrique Mesquita	39.918	37	7	Henrique Mesquita	2:23.634	2:23.913	37	



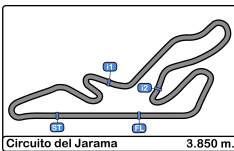


Circuito del Jarama
Group 1 + MINI + Carrera los 80s
Qualifying
Best 5 Lap Times



Cl	Nº	Entrant/Team	Driver 1	Driver 2	Vehicle	Cat	Cl	Best 1		Best 2		Best 3		Best 4		Best 5	
								Time	Lap	Time	Lap	Time	Lap	Time	Lap	Time	Lap
1	33	AECD	Lucas Gonzalez-Anleo	Jorge López	Porsche 968 CS	GTCOPA	1	1:51.608	5	1:52.090	2	1:53.376	4	2:02.593	12	2:03.011	14
2	77	AECD	Juan Carlos Zorrilla		Porsche 968 CS	GTCOPA	2	1:54.568	6	1:55.630	5	1:57.704	4	2:04.313	2	2:09.817	7
3	36		Daniel Cuadrado	Diego Candano	BMW M3 E36	GTCOPA	3	1:54.842	2	1:54.885	5	1:55.205	14	1:55.457	15	1:55.501	16
4	518	Luis Pedro Liberal	Luis Pedro Liberal	Francisco Freitas	Ford Escort RS2000	H81-2000	1	1:55.638	4	1:56.487	2	1:57.272	13	1:57.642	14	1:58.280	3
5	501	Carlos Dias Pedro	Carlos Dias Pedro	Ricardo Pereira	Ford Escort RS2000	H81-2000	2	1:56.009	6	1:56.104	2	1:57.691	4	1:57.912	19	1:57.997	5
6	504	Fernando Gaspar	Fernando Gaspar	Fernando M. Gaspar	Ford Escort RS2000	H81-2000	3	1:56.748	10	1:57.187	7	1:57.225	5	1:57.258	6	1:57.585	4
7	516	João D. Lopes	João D. Lopes	Filipe Martins	Ford Escort RS2000	H81-2000	4	1:57.051	8	1:57.090	5	1:57.473	14	1:57.768	12	1:58.337	6
8	4	Madrid Historicos	Tomas Moreno	Oscar Bartol	Mercedes 190	TMAX	1	1:57.756	9	1:58.266	11	2:00.087	8	2:01.360	4	2:01.660	3
9	523	Nuno Breda	Nuno Breda		Ford Escort RS2000	H81-2000	5	1:58.846	6	1:58.890	8	1:58.992	9	1:59.095	12	1:59.107	5
10	27	EFICAR TEAM	Teodosio Perez		BMW 325 E36	GTCOPA	4	1:59.145	10	1:59.219	9	1:59.325	12	2:00.053	15	2:00.120	8
11	508	Paulo Vieira	Paulo Vieira		Ford Escort RS2000	H81-2000	6	1:59.892	6	2:01.310	5	2:03.819	4	3:17.843	7	4:18.762	2
12	87	Marc Garcia	Marc Garcia		Honda Civic	T2000	1	1:59.913	10	2:00.049	16	2:00.165	12	2:00.829	5	2:01.126	15
13	83	Toni Garcia	Toni Garcia		Porsche 924	GTCOPA	5	2:01.960	4	2:02.495	6	2:02.785	9	2:03.427	11	2:03.901	10
14	82		Luis Delso	Carlos de Miguel	BMW 635 CSI	TMAX	2	2:02.003	5	2:02.755	7	2:03.081	6	2:03.086	4	2:07.924	3
15	502	Madalena Gaspar	Madalena Gaspar	Vasco Ferreira	VW Golf GTI	H81-1600	1	2:02.086	6	2:02.534	5	2:03.732	2	2:03.953	7	2:05.771	13
16	573	André C. Pinheiro	André C. Pinheiro	Ernesto Vieira	Jaguar XJS V12	H81-MAX	1	2:02.840	4	2:03.135	6	2:03.752	5	2:06.327	10	2:07.249	11
17	2	Escuderia Barcelona	Luis Portal		VW Golf II	T2000	2	2:04.002	5	2:04.188	4	2:04.222	10	2:04.236	8	2:05.420	9
18	128	Automóvil Club Zaragoza	Gonzalo Mateo	Francho Echegoyen	Porsche 928s	GTCOPA	6	2:04.321	11	2:04.369	10	2:04.464	13	2:04.709	9	2:05.656	12
19	85		Carlos González	Javier Calvo	BMW 325i	GTCOPA	7	2:04.942	5	2:05.355	2	2:12.775	8	2:13.056	4	2:19.707	3
20	525	Carlos Gagliardini	Carlos Gagliardini	João Greno	VW Golf GTI	H81-1600	2	2:06.772	4	2:06.793	5	2:07.014	7	2:07.607	6	2:10.684	3
21	588	Rafael C. Pinto	Rafael C. Pinto	António Liberal	VW Golf GTI	H81-1600	3	2:06.887	14	2:07.194	13	2:07.293	11	2:07.448	7	2:07.452	6
22	80		Juan Jose Alonso	Jose Antonio Zorrilla	Honda Civic	T2000	3	2:07.528	4	2:11.384	3	2:13.415	12	2:13.604	14	2:14.354	13
23	86		Oscar Castro- Rial	Juan Carlos	BMW 325i	GTCOPA	8	2:07.930	11	2:08.468	10	2:09.619	9	2:11.111	6	2:16.672	5
24	506	João M. Ribeiro	João M. Ribeiro		Alfa Romeo Giulia	H71-1600	1	2:11.544	4	2:11.991	7	2:14.230	6	2:16.752	12	2:17.320	8
25	586	Luis S. Costa	Luis S. Costa		Datsun 1200	H71-1300	1	2:11.739	14	2:11.906	15	2:12.037	10	2:13.276	13	2:13.613	9
26	539	Miguel Sardo	Miguel Sardo	Paulo Frazão	Porsche 924	H81-2000	7	2:15.486	13	2:16.499	16	2:16.890	3	2:17.246	14	2:17.424	4
27	11	Luis Sepúlveda	Luis Sepúlveda	Fernando Soares	Troféu Mini	Vintage	1	2:17.082	6	2:17.111	5	2:17.332	4	2:17.932	10	2:19.181	9
28	221	Paulo Lima	Paulo Lima	Bruno Lima	Troféu Mini	Mighty	1	2:18.240	4	2:19.260	6	2:19.276	7	2:19.344	5	2:21.067	2
29	557	Francisco Cardoso	Francisco Cardoso		Peugeot 104ZS	1052	1	2:18.472	13	2:20.636	12	2:21.649	7	2:22.234	4	2:22.800	6
30	584	Tomás P.Abreu	Tomás P.Abreu	João R. Martins	Datsun 1200	Production Cup	1	2:18.796	8	2:18.904	7	2:19.429	6	2:20.624	5	2:21.577	4
31	18	Nuno Dias	Nuno Dias	José Dias	Troféu Mini	Mighty	2	2:18.804	5	2:18.875	6	2:19.353	7	2:19.763	4	2:20.198	3
32	28	Gui Affonso	Gui Affonso	João Fedorowicz	Troféu Mini	Vintage	2	2:18.806	9	2:18.917	11	2:19.216	12	2:19.681	7	2:19.885	10



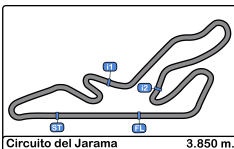


Circuito del Jarama
Group 1 + MINI + Carrera los 80s
Qualifying
Best 5 Lap Times



Cl	N°	Entrant/Team	Driver 1	Driver 2	Vehicle	Cat	Cl	Best 1		Best 2		Best 3		Best 4		Best 5	
								Time	Lap	Time	Lap	Time	Lap	Time	Lap	Time	Lap
33	565	Luis Santa Bárbara	Luis Santa Bárbara	Manuel Matos	Datsun 1200	Production Cup	2	2:20.594	5	2:21.158	4	2:21.530	3	2:21.622	15	2:21.743	14
34	532	Rui Castro	Rui Castro		Datsun 1200	Production Cup	3	2:21.423	14	2:21.805	10	2:21.872	12	2:22.004	11	2:22.280	13
35	580	Pedro Reis	Pedro Reis	Paulo Costa	Datsun 1200	Production Cup	4	2:22.126	3	2:23.516	4	3:23.753	5	4:20.730	2		
36	62	AECD ?	Francisco Borreguero	Arturo de Onis	Troféu Mini	Vintage	3	2:22.226	16	2:22.722	15	2:23.286	14	2:24.198	13	2:25.065	5
37	7	Henrique Mesquita	Henrique Mesquita		Troféu Mini	Mighty	1	2:23.913	12	2:24.327	7	2:24.445	8	2:24.783	6	2:25.290	13



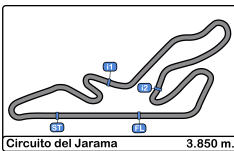


Circuito del Jarama
Group 1 + MINI + Carrera los 80s
Qualifying
Best 5 Top Speeds



Cl	Nº	Entrant/Team	Driver 1	Driver 2	Vehicle	Cat	Cl	Top 1		Top 2		Top 3		Top 4		Top 5		Avg
								Km/h	Lap	Km/h	Lap	Km/h	Lap	Km/h	Lap	Km/h	Lap	
1	516	João D. Lopes	João D. Lopes	Filipe Martins	Ford Escort RS2000	H81-2000	1	196.0	7	192.8	8	192.5	13	191.1	12	189.8	14	192.4
2	501	Carlos Dias Pedro	Carlos Dias Pedro	Ricardo Pereira	Ford Escort RS2000	H81-2000	2	195.2	5	194.5	6	193.2	18	192.5	15	190.1	7	193.1
3	518	Luis Pedro Liberal	Luis Pedro Liberal	Francisco Freitas	Ford Escort RS2000	H81-2000	3	194.9	4	194.5	5	190.8	2	190.4	8	190.4	13	192.2
4	504	Fernando Gaspar	Fernando Gaspar	Fernando M. Gaspar	Ford Escort RS2000	H81-2000	4	194.2	5	193.5	11	193.2	8	192.8	9	192.5	10	193.2
5	36		Daniel Cuadrado	Diego Candano	BMW M3 E36	GTCOPA	1	192.5	5	190.4	12	186.8	3	186.8	6	186.2	16	188.5
6	87	Marc Garcia	Marc Garcia		Honda Civic	T2000	1	191.1	9	190.1	16	189.1	13	188.1	11	187.8	10	189.2
7	523	Nuno Breda	Nuno Breda		Ford Escort RS2000	H81-2000	5	188.4	17	70.4	1							129.4
8	27	EFICAR TEAM	Teodosio Perez		BMW 325 E36	GTCOPA	2	184.6	8	184.3	15	183.3	10	183.3	16	181.8	5	183.4
9	82		Luis Delso	Carlos de Miguel	BMW 635 CSI	TMAX	1	181.8	5	180.0	4	178.5	6	175.0	8	171.1	11	177.3
10	83	Toni Garcia	Toni Garcia		Porsche 924	GTCOPA	3	180.9	6	179.7	7	179.1	11	177.0	10	176.4	12	178.6
11	573	André C. Pinheiro	André C. Pinheiro	Ernesto Vieira	Jaguar XJS V12	H81-MAX	1	180.6	4	171.7	7	169.2	10	168.7	6	164.8	5	171.0
12	2	Escuderia Barcelona	Luis Portal		VW Golf II	T2000	2	179.7	8	179.1	6	178.2	9	175.3	4	173.0	5	177.0
13	588	Rafael C. Pinto	Rafael C. Pinto	António Liberal	VW Golf GTI	H81-1600	1	174.4	15	174.1	7	173.9	6	173.9	11	173.9	14	174.0
14	502	Madalena Gaspar	Madalena Gaspar	Vasco Ferreira	VW Golf GTI	H81-1600	2	172.5	2	172.5	5	172.5	8	172.2	4	171.9	6	172.3
15	508	Paulo Vieira	Paulo Vieira		Ford Escort RS2000	H81-2000	6	170.6	7	158.1	6	153.6	5	153.1	4	77.8	1	142.6
16	586	Luis S. Costa	Luis S. Costa		Datsun 1200	H71-1300	1	166.4	10	165.6	9	165.1	4	164.6	14	164.6	15	165.2
17	11	Luis Sepúlveda	Luis Sepúlveda	Fernando Soares	Troféu Mini	Vintage	1	150.6	7	148.3	2	148.3	10	147.7	4	147.1	5	148.4
18	18	Nuno Dias	Nuno Dias	José Dias	Troféu Mini	Mighty	1	146.1	12	145.3	13	144.1	3	143.8	10	143.6	6	144.6
19	28	Gui Affonso	Gui Affonso	João Fedorowicz	Troféu Mini	Vintage	2	145.7	10	143.0	9	142.4	7	142.4	11	141.7	3	143.0
20	565	Luis Santa Bárbara	Luis Santa Bárbara	Manuel Matos	Datsun 1200	Production Cup	1	144.7	8	144.5	6	144.1	5	143.6	2	143.6	4	144.1
21	557	Francisco Cardoso	Francisco Cardoso		Peugeot 104ZS	1052	1	141.9	4	140.2	3	139.5	5	136.3	11	136.3	12	138.8
22	7	Henrique Mesquita	Henrique Mesquita		Troféu Mini	Mighty	1	140.0	4	140.0	11	139.8	9	139.7	3	139.3	8	139.8
23	539	Miguel Sardo	Miguel Sardo	Paulo Frazão	Porsche 924	H81-2000	7	57.0	1									57.0



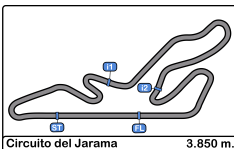


Circuito del Jarama
Group 1 + MINI + Carrera los 80s
Qualifying
Fastest Laps Sequence



<u>Lap</u>	<u>Time of Day</u>	<u>Session Time</u>	<u>Nº</u>	<u>Entrant/Team</u>	<u>Driver 1</u>	<u>Driver 2</u>	<u>Vehicle</u>	<u>Cat</u>	<u>Time</u>	<u>Km/h</u>
2	10:04:09.651	4:09.651	516	João D. Lopes	João D. Lopes	Filipe Martins	Ford Escort RS2000	H81-2000	1:59.508	115.9
2	10:04:25.465	4:25.465	36		Daniel Cuadrado	Diego Candano	BMW M3 E36	GTCOPA	1:54.842	120.6
2	10:04:42.929	4:42.929	33	AECD	Lucas Gonzalez-Anleo	Jorge López	Porsche 968 CS	GTCOPA	1:52.090	123.6
5	10:10:50.064	10:50.064	33	AECD	Lucas Gonzalez-Anleo	Jorge López	Porsche 968 CS	GTCOPA	1:51.608	124.1



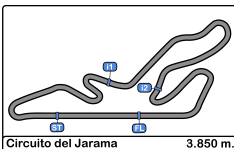


Circuito del Jarama
Group 1 + MINI + Carrera los 80s
Qualifying
Event Best Maximum Speed



Nº	Entrant/Team	Driver 1	Driver 2	Vehicle	Cat	Km/h	Session
75	Carlos Brizido	Carlos Brizido	João P. Cardoso	Porsche 911 3.0RS	H76	209.3	Private test
60	Pedro B. Rezende	Pedro B. Rezende		Porsche 911 3.0RS	H76	203.3	Private test
227	Carlos Barbot	Carlos Barbot		Merlyn MK4	GTP/SC	198.5	Private test
483						196.7	Private test
516	João D. Lopes	João D. Lopes	Filipe Martins	Ford Escort RS2000	H81-2000	196.0	Qualifying
337	Piero dal Maso	Piero dal Maso	Nuno Nunes	Porsche 911 2.5ST	H71	195.6	Private test
501	Carlos Dias Pedro	Carlos Dias Pedro	Ricardo Pereira	Ford Escort RS2000	H81-2000	195.2	Qualifying
518	Luis Pedro Liberal	Luis Pedro Liberal	Francisco Freitas	Ford Escort RS2000	H81-2000	194.9	Qualifying
504	Fernando Gaspar	Fernando Gaspar	Fernando M. Gaspar	Ford Escort RS2000	H81-2000	194.2	Qualifying
48	Miguel Ferreira	Miguel Ferreira	Francisco Carvalho	Ford Escort RS1600	H71	192.5	Private test
36		Daniel Cuadrado	Diego Candano	BMW M3 E36	GTCOPA	192.5	Qualifying
87	Marc Garcia	Marc Garcia		Honda Civic	T2000	191.1	Qualifying
155	AECD	Alfredo Martinez	Jesus Fuster	Porsche 911 3.0 RS	H76	189.4	Private test
523	Nuno Breda	Nuno Breda		Ford Escort RS2000	H81-2000	188.4	Qualifying
27	EFICAR TEAM	Teodosio Perez		BMW 325 E36	GTCOPA	184.6	Qualifying
104	Luis Gama Rocha	Luis Gama Rocha	Diogo Gama Rocha	Ford Cortina Lotus	GDS	182.7	Private test
83	Toni Garcia	Toni Garcia		Porsche 924	GTCOPA	182.4	Private test
82		Luis Delso	Carlos de Miguel	BMW 635 CSI	TMAX	181.8	Qualifying
327	Nuno Nunes	Nuno Nunes	Piero dal Maso	Porsche 911 SWB	GDS	181.2	Private test
133	Domingos S. Coutinho	Domingos S. Coutinho	Rui Maia	BMW 2800 CS	H71	180.9	Private test
573	André C. Pinheiro	André C. Pinheiro	Ernesto Vieira	Jaguar XJS V12	H81-MAX	180.6	Qualifying
2	Escuderia Barcelona	Luis Portal		VW Golf II	T2000	179.7	Qualifying
588	Rafael C. Pinto	Rafael C. Pinto	António Liberal	VW Golf GTI	H81-1600	174.4	Qualifying
225	Mário Meireles	Mário Meireles		Porsche 911 2.8 RSR	H76	173.9	Private test
502	Madalena Gaspar	Madalena Gaspar	Vasco Ferreira	VW Golf GTI	H81-1600	172.5	Qualifying
157	CD Escuderia Classicos Alcalá	Alfonso Garcia	Ildefonso Garcia	Porsche 911 2,5 ST	H71	171.4	Private test
508	Paulo Vieira	Paulo Vieira		Ford Escort RS2000	H81-2000	170.6	Qualifying
586	Luis S. Costa	Luis S. Costa		Datsun 1200	H71-1300	166.4	Qualifying
196	AECD	Pedro Moriyon	José Carvalhosa	Porsche 356	H65	161.9	Private test
11	Luis Sepúlveda	Luis Sepúlveda	Fernando Soares	Troféu Mini	Vintage	151.0	Private test
18	Nuno Dias	Nuno Dias	José Dias	Troféu Mini	Mighty	146.1	Qualifying
28	Gui Affonso	Gui Affonso	João Fedorowicz	Troféu Mini	Vintage	145.7	Qualifying
565	Luis Santa Bárbara	Luis Santa Bárbara	Manuel Matos	Datsun 1200	Production Cup	144.7	Qualifying



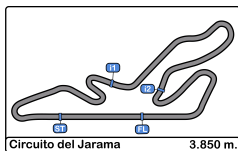


Circuito del Jarama
Group 1 + MINI + Carrera los 80s
Qualifying
Event Best Maximum Speed



<u>Nº</u>	<u>Entrant/Team</u>	<u>Driver 1</u>	<u>Driver 2</u>	<u>Vehicle</u>	<u>Cat</u>	<u>Km/h</u>	<u>Session</u>
7	Henrique Mesquita	Henrique Mesquita		Troféu Mini	Mighty	143.6	Private test
199						143.2	Private test
557	Francisco Cardoso	Francisco Cardoso		Peugeot 104ZS	1052	141.9	Qualifying
539	Miguel Sardo	Miguel Sardo	Paulo Frazão	Porsche 924	H81-2000	57.0	Qualifying





Circuito del Jarama
Group 1 + MINI + Carrera los 80s
Qualifying
Pit Stop Analysis



2 Luis Portal T2000 Escuderia Barcelona
 VW Golf II

Nr.	In Day Time	In Time	Out Time	Pit Time	T. Pit Time	Handicap	Penalty
1	10:13:41.602	10:13:41.602	10:15:48.385	2:06.783	2:06.783		
2	10:26:24.173	10:26:24.173	10:34:55.380	8:31.207	10:37.990		

4 Tomas Moreno TMAX Madrid Historicos
 Oscar Bartol Mercedes 190

Nr.	In Day Time	In Time	Out Time	Pit Time	T. Pit Time	Handicap	Penalty
1	10:13:28.333	10:13:28.333	10:19:50.161	6:21.828	6:21.828		

7 Henrique Mesquita Mighty Henrique Mesquita
 Troféu Mini

Nr.	In Day Time	In Time	Out Time	Pit Time	T. Pit Time	Handicap	Penalty
1	10:23:34.699	10:23:34.699	10:32:25.226	8:50.527	8:50.527		

11 Luis Sepúlveda Vintage Luis Sepúlveda
 Fernando Soares Troféu Mini

Nr.	In Day Time	In Time	Out Time	Pit Time	T. Pit Time	Handicap	Penalty
1	10:16:36.777	10:16:36.777	10:18:25.835	1:49.058	1:49.058		

18 Nuno Dias Mighty Nuno Dias
 José Dias Troféu Mini

Nr.	In Day Time	In Time	Out Time	Pit Time	T. Pit Time	Handicap	Penalty
1	10:19:42.385	10:19:42.385	10:23:27.241	3:44.856	3:44.856		

27 Teodosio Perez GTCOPA EFICAR TEAM
 BMW 325 E36

Nr.	In Day Time	In Time	Out Time	Pit Time	T. Pit Time	Handicap	Penalty
1	10:03:06.796	10:03:06.796	10:04:52.539	1:45.743	1:45.743		
2	10:15:21.394	10:15:21.394	10:18:12.194	2:50.800	4:36.543		
3	10:32:29.941	10:32:29.941	10:34:06.266	1:36.325	6:12.868		

28 Gui Affonso Vintage Gui Affonso
 João Fedorowicz Troféu Mini

Nr.	In Day Time	In Time	Out Time	Pit Time	T. Pit Time	Handicap	Penalty
1	10:04:22.674	10:04:22.674	10:06:30.085	2:07.411	2:07.411		
2	10:16:38.314	10:16:38.314	10:18:54.045	2:15.731	4:23.142		

33 Lucas Gonzalez-Anleo GTCOPA AECD
 Jorge López Porsche 968 CS

Nr.	In Day Time	In Time	Out Time	Pit Time	T. Pit Time	Handicap	Penalty
1	10:12:54.731	10:12:54.731	10:17:03.475	4:08.744	4:08.744		
2	10:35:51.913	10:35:51.913	10:38:18.293	2:26.380	6:35.124		

36 Daniel Cuadrado GTCOPA
 Diego Candano BMW M3 E36

Nr.	In Day Time	In Time	Out Time	Pit Time	T. Pit Time	Handicap	Penalty
1	10:06:32.522	10:06:32.522	10:09:12.650	2:40.128	2:40.128		
2	10:15:09.424	10:15:09.424	10:17:54.594	2:45.170	5:25.298		
3	10:26:21.215	10:26:21.215	10:28:20.722	1:59.507	7:24.805		

62 Francisco Borreguero Vintage AECD ?
 Arturo de Onis Troféu Mini

Nr.	In Day Time	In Time	Out Time	Pit Time	T. Pit Time	Handicap	Penalty
1	10:27:17.720	10:27:17.720	10:29:39.654	2:21.934	2:21.934		

80 Juan Jose Alonso T2000
 Jose Antonio Zorrilla Honda Civic

Nr.	In Day Time	In Time	Out Time	Pit Time	T. Pit Time	Handicap	Penalty
1	10:12:50.925	10:12:50.925	10:16:14.131	3:23.206	3:23.206		

82 Luis Delso TMAX
 Carlos de Miguel BMW 635 CSI

Nr.	In Day Time	In Time	Out Time	Pit Time	T. Pit Time	Handicap	Penalty
1	10:17:57.104	10:17:57.104	10:21:14.202	3:17.098	3:17.098		
2	10:34:50.542	10:34:50.542	10:39:30.101	4:39.559	7:56.657		

83 Toni Garcia GTCOPA Toni Garcia
 Porsche 924

Nr.	In Day Time	In Time	Out Time	Pit Time	T. Pit Time	Handicap	Penalty
1	10:16:27.276	10:16:27.276	10:18:34.602	2:07.326	2:07.326		
2	10:29:08.008	10:29:08.008	10:30:42.008	1:34.000	3:41.326		

85 Carlos González GTCOPA
 Javier Calvo BMW 325i

Nr.	In Day Time	In Time	Out Time	Pit Time	T. Pit Time	Handicap	Penalty
1	10:13:54.694	10:13:54.694	10:18:21.816	4:27.122	4:27.122		

86 Oscar Castro- Rial GTCOPA
 Juan Carlos BMW 325i

Nr.	In Day Time	In Time	Out Time	Pit Time	T. Pit Time	Handicap	Penalty
1	10:08:09.040	10:08:09.040	10:12:57.884	4:48.844	4:48.844		
2	10:22:05.143	10:22:05.143	10:25:06.326	3:01.183	7:50.027		
3	10:36:29.078	10:36:29.078	10:38:56.917	2:27.839	10:17.866		

87 Marc Garcia T2000 Marc Garcia
 Honda Civic

Nr.	In Day Time	In Time	Out Time	Pit Time	T. Pit Time	Handicap	Penalty
1	10:14:19.225	10:14:19.225	10:15:55.646	1:36.421	1:36.421		
2	10:30:10.820	10:30:10.820	10:32:58.758	2:47.938	4:24.359		

128 Gonzalo Mateo GTCOPA Automóvil Club Zaragoza
 Francho Echegoyen Porsche 928s

Nr.	In Day Time	In Time	Out Time	Pit Time	T. Pit Time	Handicap	Penalty
1	10:17:22.070	10:17:22.070	10:19:39.557	2:17.487	2:17.487		
2	10:34:37.309	10:34:37.309	10:36:46.992	2:09.683	4:27.170		

221 Paulo Lima Mighty Paulo Lima
 Bruno Lima Troféu Mini

Nr.	In Day Time	In Time	Out Time	Pit Time	T. Pit Time	Handicap	Penalty
1	10:19:06.959	10:19:06.959	10:23:04.383	3:57.424	3:57.424		

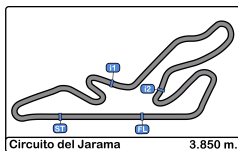
501 Carlos Dias Pedro H81-2000 Carlos Dias Pedro
 Ricardo Pereira Ford Escort RS2000

Nr.	In Day Time	In Time	Out Time	Pit Time	T. Pit Time	Handicap	Penalty
1	10:14:24.693	10:14:24.693	10:16:03.628	1:38.935	1:38.935		

502 Madalena Gaspar H81-1600 Madalena Gaspar
 Vasco Ferreira VW Golf GTI

Nr.	In Day Time	In Time	Out Time	Pit Time	T. Pit Time	Handicap	Penalty
1	10:18:07.738	10:18:07.738	10:21:15.845	3:08.107	3:08.107		





Circuito del Jarama
Group 1 + MINI + Carrera los 80s
Qualifying
Pit Stop Analysis



504 Fernando Gaspar H81-2000 Fernando Gaspar
 Fernando M. Gaspar Ford Escort RS2000

Nr.	In Day Time	In Time	Out Time	Pit Time	T. Pit Time	Handicap	Penalty
1	10:23:01.219	10:23:01.219	10:26:18.994	3:17.775	3:17.775		

506 João M. Ribeiro H71-1600 João M. Ribeiro
 Alfa Romeo Giulia

Nr.	In Day Time	In Time	Out Time	Pit Time	T. Pit Time	Handicap	Penalty
1	10:05:38.744	10:05:38.744	10:07:01.396	1:22.652	1:22.652		
2	10:22:39.992	10:22:39.992	10:27:06.773	4:26.781	5:49.433		
3	10:29:47.976	10:29:47.976	10:36:45.246	6:57.270	12:46.703		

508 Paulo Vieira H81-2000 Paulo Vieira
 Ford Escort RS2000

Nr.	In Day Time	In Time	Out Time	Pit Time	T. Pit Time	Handicap	Penalty
1	10:03:01.543	10:03:01.543	10:04:46.724	1:45.181	1:45.181		
2	10:07:20.176	10:07:20.176	10:13:36.955	6:16.779	8:01.960		
3	10:25:07.909	10:25:07.909	10:27:52.097	2:44.188	10:46.148		

516 João D. Lopes H81-2000 João D. Lopes
 Filipe Martins Ford Escort RS2000

Nr.	In Day Time	In Time	Out Time	Pit Time	T. Pit Time	Handicap	Penalty
1	10:18:13.439	10:18:13.439	10:20:37.592	2:24.153	2:24.153		
2	10:34:43.626	10:34:43.626	10:37:18.236	2:34.610	4:58.763		

518 Luis Pedro Liberal H81-2000 Luis Pedro Liberal
 Francisco Freitas Ford Escort RS2000

Nr.	In Day Time	In Time	Out Time	Pit Time	T. Pit Time	Handicap	Penalty
1	10:10:35.970	10:10:35.970	10:13:00.025	2:24.055	2:24.055		

523 Nuno Breda H81-2000 Nuno Breda
 Ford Escort RS2000

Nr.	In Day Time	In Time	Out Time	Pit Time	T. Pit Time	Handicap	Penalty
1	10:21:11.977	10:21:11.977	10:22:20.983	1:09.006	1:09.006		

532 Rui Castro Production Cup Rui Castro
 Datsun 1200

Nr.	In Day Time	In Time	Out Time	Pit Time	T. Pit Time	Handicap	Penalty
1	10:10:44.411	10:10:44.411	10:14:30.575	3:46.164	3:46.164		
2	10:24:04.183	10:24:04.183	10:26:16.547	2:12.364	5:58.528		

539 Miguel Sardo H81-2000 Miguel Sardo
 Paulo Frazão Porsche 924

Nr.	In Day Time	In Time	Out Time	Pit Time	T. Pit Time	Handicap	Penalty
1	10:16:07.878	10:16:07.878	10:18:28.604	2:20.726	2:20.726		

557 Francisco Cardoso 1052 Francisco Cardoso
 Peugeot 104ZS

Nr.	In Day Time	In Time	Out Time	Pit Time	T. Pit Time	Handicap	Penalty
1	10:24:02.314	10:24:02.314	10:26:33.649	2:31.335	2:31.335		

565 Luis Santa Bárbara Production Cup Luis Santa Bárbara
 Manuel Matos Datsun 1200

Nr.	In Day Time	In Time	Out Time	Pit Time	T. Pit Time	Handicap	Penalty
1	10:15:46.817	10:15:46.817	10:17:32.906	1:46.089	1:46.089		

573 André C. Pinheiro H81-MAX André C. Pinheiro
 Ernesto Vieira Jaguar XJS V12

Nr.	In Day Time	In Time	Out Time	Pit Time	T. Pit Time	Handicap	Penalty
1	10:16:55.078	10:16:55.078	10:33:20.789	16:25.711	16:25.711		

584 Tomás P. Abreu Production Cup Tomás P. Abreu
 João R. Martins Datsun 1200

Nr.	In Day Time	In Time	Out Time	Pit Time	T. Pit Time	Handicap	Penalty
1	10:07:39.598	10:07:39.598	10:08:24.156	44.558	44.558		
2	10:25:12.099	10:25:12.099	10:26:49.015	1:36.916	2:21.474		

586 Luis S. Costa H71-1300 Luis S. Costa
 Datsun 1200

Nr.	In Day Time	In Time	Out Time	Pit Time	T. Pit Time	Handicap	Penalty
1	10:13:11.120	10:13:11.120	10:15:14.148	2:03.028	2:03.028		
2	10:28:50.042	10:28:50.042	10:31:29.211	2:39.169	4:42.197		

588 Rafael C. Pinto H81-1600 Rafael C. Pinto
 António Liberal VW Golf GTI

Nr.	In Day Time	In Time	Out Time	Pit Time	T. Pit Time	Handicap	Penalty
1	10:18:36.571	10:18:36.571	10:19:56.304	1:19.733	1:19.733		

