


Circuito de Madrid Jarama - RACE

SUPERCARS

Race - 1

Resultados Provisionales



Cls	Nº	Entrant/Team	Driver 1	Driver 2	Vehicle	Cat	Cl	Laps	Total Time	Gap	Interval	Km/h	Best	Time	Km/h
1	119	SMC Motorsport	<u>Fernando Navarrete</u>	Gonzalo De Andrés	McLaren 570S GT4	GT4 PRO	1	25	46:28.133			124.2	9	1:40.967	137.2
2	78	Marmaduke Hall	<u>Álvaro Fontes</u>	Marmaduke Hall	Ginetta G55	GT4 PRO	2	25	46:28.387	0.254	0.254	124.2	20	1:41.061	137.1
3	2	Lema Racing	<u>Manuel Gíao</u>	Elias Niskanen	Mercedes Gt4	GT4 PRO	3	25	46:34.570	6.437	6.183	123.9	13	1:41.467	136.5
4	88	Araujo Competição	<u>Miguel Cristovão</u>	Francisco Carvalho	Mclaren 570S	GT4 Bronze	1	25	46:37.463	9.330	2.893	123.8	7	1:40.575	137.8
5	77	SMC Motorsport	<u>Guillermo Aso</u>	Tomás Pintos	McLaren 570S GT4	GT4 PRO	4	25	46:37.958	9.825	0.495	123.8	8	1:41.250	136.8
6	8	VELOSO MOTORSPORT	<u>Jorge Rodrigues</u>	Patrick Cunha	AUDI R8 LMS	GT4 Bronze	2	25	47:31.044	1:02.911	53.086	121.5	19	1:42.494	135.2
7	26	Jemma Moore	<u>Aubrey Hall</u>	Jemma Moore	Ginetta G50	GTC	1	25	47:43.675	1:15.542	12.631	120.9	14	1:42.985	134.5
8	59	JT59 Racing Team	Daniel Teixeira		Cupra TCR	TCR	1	25	47:48.468	1:20.335	4.793	120.7	5	1:42.963	134.6
9	90	LOCAL SPORT	Andrius Zemaitis		Porsche Cayman Gt4	GT4 Bronze	3	25	48:05.502	1:37.369	17.034	120.0	17	1:45.007	131.9
10	99	Sports & You	<u>António Coimbra</u>	Luis Silva	Hyundai Elantra	TCR	2	24	47:50.350	1 Lap	1 Lap	115.8	5	1:44.075	133.1
11	29	SMC Motorsport	Alfonso Colomina		Peugeot 308 Racing Cup 8	TCR	3	24	47:55.498	1 Lap	5.148	115.6	7	1:47.343	129.1
12	3	Araujo Competição	<u>Alvaro Ramos</u>	Fred Blok	Mclaren 570 S	GT4 Bronze	4	22	48:00.711	3 Laps	2 Laps	105.8	4	1:51.694	124.0

Not classified: (Requirements: 75% of number laps of leader = 19 Laps)

66	Miguel Caetano	<u>Miguel Caetano</u>	João Posser		Porsche 997 GT3 CUP	GTC	2	15	32:49.352	10 Laps	7 Laps	105.5	11	1:47.464	128.9
4	VELOSO MOTORSPORT	José Barros			Porsche 997 GT3 CUP	GTC	3	14	26:38.749	11 Laps	1 Lap	121.3	6	1:42.757	134.8
97	Lob Motorsport	Vasco Barros			Kia Ceed TCR	TCR	4								

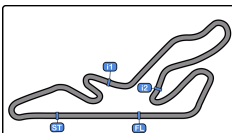
Fastest lap Cristovão - Carvalho in 1:40.575 at 137.8 Km/h in lap 7

Published at:.....

Air Temp: **35.8 °C** Temp. Aire: **20.8 °C** Humidity: **56 %** Track Status: **DRY**

Stewards:	Race Director:	Timekeeper: 
-----------	----------------	---






Circuito de Madrid Jarama - RACE

SUPERCARS

Race - 1

Resultados Provisionales por Categoría



Cls	Nº	Entrant/Team	Driver 1	Driver 2	Vehicle	Cat	Cl	Laps	Total Time	Gap	Interval	Km/h	Best	Time	Km/h
GT4 PRO															
1	119	SMC Motorsport	<u>Fernando Navarrete</u>	Gonzalo De Andrés	McLaren 570S GT4	GT4 PRO	1	25	46:28.133			124.2	9	1:40.967	137.2
2	78	Marmaduke Hall	<u>Álvaro Fontes</u>	Marmaduke Hall	Ginetta G55	GT4 PRO	2	25	46:28.387	0.254	0.254	124.2	20	1:41.061	137.1
3	2	Lema Racing	<u>Manuel Gíao</u>	Elias Niskanen	Mercedes Gt4	GT4 PRO	3	25	46:34.570	6.437	6.183	123.9	13	1:41.467	136.5
4	77	SMC Motorsport	<u>Guillermo Aso</u>	Tomás Pintos	McLaren 570S GT4	GT4 PRO	4	25	46:37.958	9.825	3.388	123.8	8	1:41.250	136.8
GT4 Bronze															
1	88	Araujo Competição	<u>Miguel Cristovão</u>	Francisco Carvalho	Mclaren 570S	GT4 Bronze	1	25	46:37.463			123.8	7	1:40.575	137.8
2	8	VELOSO MOTORSPORT	<u>Jorge Rodrigues</u>	Patrick Cunha	AUDI R8 LMS	GT4 Bronze	2	25	47:31.044	53.581	53.581	121.5	19	1:42.494	135.2
3	90	LOCAL SPORT	Andrius Zemaitis		Porsche Cayman Gt4	GT4 Bronze	3	25	48:05.502	1:28.039	34.458	120.0	17	1:45.007	131.9
4	3	Araujo Competição	<u>Alvaro Ramos</u>	Fred Blok	Mclaren 570 S	GT4 Bronze	4	22	48:00.711	3 Laps	3 Laps	105.8	4	1:51.694	124.0
GTC															
1	26	Jemma Moore	<u>Aubrey Hall</u>	Jemma Moore	Ginetta G50	GTC	1	25	47:43.675			120.9	14	1:42.985	134.5
Not classified: (Requirements: 75% of number laps of leader = 19 Laps)															
	66	Miguel Caetano	<u>Miguel Caetano</u>	João Posser	Porsche 997 GT3 CUP	GTC	2	15	32:49.352	10 Laps	10 Laps	105.5	11	1:47.464	128.9
	4	VELOSO MOTORSPORT	José Barros		Porsche 997 GT3 CUP	GTC	3	14	26:38.749	11 Laps	1 Lap	121.3	6	1:42.757	134.8
TCR															
1	59	JT59 Racing Team	Daniel Teixeira		Cupra TCR	TCR	1	25	47:48.468			120.7	5	1:42.963	134.6
2	99	Sports & You	<u>António Coimbra</u>	Luis Silva	Hyundai Elantra	TCR	2	24	47:50.350	1 Lap	1 Lap	115.8	5	1:44.075	133.1
3	29	SMC Motorsport	Alfonso Colomina		Peugeot 308 Racing Cup 8	TCR	3	24	47:55.498	1 Lap	5.148	115.6	7	1:47.343	129.1
Not classified: (Requirements: 75% of number laps of leader = 19 Laps)															
	97	Lob Motorsport	Vasco Barros		Kia Ceed TCR	TCR	4								

Fastest lap Cristovão - Carvalho in 1:40.575 at 137.8 Km/h in lap 7

Published at:.....

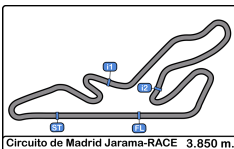
Air Temp: 35.8 °C Temp. Aire: 20.8 °C Humidity: 56 % Track Status: DRY

Stewards:

Race Director:

Timekeeper:






Circuito de Madrid Jarama - RACE

SUPERCARS

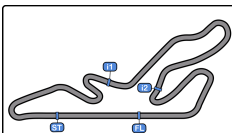
Race - 1

Clasificación Provisional por Vuelta Rápida de Piloto



Clas	Nº	Entrant/Team	Vehicle	Driver	Cat	Clas	Laps	Best	Time	Gap	Interval	Km/h
1	88	Araujo Competição	Mclaren 570S	Miguel Cristovão	GT4 Bronze	1	14	7	1:40.575			137.8
2	119	SMC Motorsport	McLaren 570S GT4	Fernando Navarrete	GT4 PRO	1	11	9	1:40.967	0.392	0.392	137.2
3	78	Marmaduke Hall	Ginetta G55	Marmaduke Hall	GT4 PRO	2	12	7	1:41.061	0.486	0.094	137.1
4	77	SMC Motorsport	McLaren 570S GT4	Guillermo Aso	GT4 PRO	3	13	8	1:41.250	0.675	0.189	136.8
5	78	Marmaduke Hall	Ginetta G55	Álvaro Fontes	GT4 PRO	4	13	10	1:41.445	0.870	0.195	136.6
6	2	Lema Racing	Mercedes Gt4	Elias Niskanen	GT4 PRO	5	14	2	1:41.467	0.892	0.022	136.5
7	119	SMC Motorsport	McLaren 570S GT4	Gonzalo De Andrés	GT4 PRO	6	14	3	1:41.732	1.157	0.265	136.2
8	2	Lema Racing	Mercedes Gt4	Manuel Giao	GT4 PRO	7	11	10	1:42.033	1.458	0.301	135.8
9	77	SMC Motorsport	McLaren 570S GT4	Tomás Pintos	GT4 PRO	8	12	4	1:42.296	1.721	0.263	135.4
10	88	Araujo Competição	Mclaren 570S	Francisco Carvalho	GT4 Bronze	2	11	3	1:42.433	1.858	0.137	135.3
11	8	VELOSO MOTORSPORT	AUDI R8 LMS	Patrick Cunha	GT4 Bronze	3	14	8	1:42.494	1.919	0.061	135.2
12	4	VELOSO MOTORSPORT	Porsche 997 GT3 CUP	José Barros	GTC	1	14	6	1:42.757	2.182	0.263	134.8
13	8	VELOSO MOTORSPORT	AUDI R8 LMS	Jorge Rodrigues	GT4 Bronze	4	11	6	1:42.890	2.315	0.133	134.7
14	59	JT59 Racing Team	Cupra TCR	Daniel Teixeira	TCR	1	25	5	1:42.963	2.388	0.073	134.6
15	26	Jemma Moore	Ginetta G50	Jemma Moore	GTC	2	14	3	1:42.985	2.410	0.022	134.5
16	26	Jemma Moore	Ginetta G50	Aubrey Hall	GTC	3	11	10	1:43.927	3.352	0.942	133.3
17	99	Sports & You	Hyundai Elantra	António Coimbra	TCR	2	14	5	1:44.075	3.500	0.148	133.1
18	90	LOCAL SPORT	Porsche Cayman Gt4	Andrius Zemaitis	GT4 Bronze	5	25	17	1:45.007	4.432	0.932	131.9
19	99	Sports & You	Hyundai Elantra	Luis Silva	TCR	3	10	4	1:45.514	4.939	0.507	131.3
20	29	SMC Motorsport	Peugeot 308 Racing Cup 8	Alfonso Colomina	TCR	4	24	7	1:47.343	6.768	1.829	129.1
21	66	Miguel Caetano	Porsche 997 GT3 CUP	Miguel Caetano	GTC	4	13	11	1:47.464	6.889	0.121	128.9
22	3	Araujo Competição	Mclaren 570 S	Alvaro Ramos	GT4 Bronze	6	10	4	1:51.694	11.119	4.230	124.0
23	3	Araujo Competição	Mclaren 570 S	Fred Blok	GT4 Bronze	7	12	2	1:54.853	14.278	3.159	120.6
24	66	Miguel Caetano	Porsche 997 GT3 CUP	João Posser	GTC	5	2	2	3:38.407	1:57.832	1:43.554	63.4





Circuito de Madrid Jarama - RACE

SUPERCARS

Race - 1

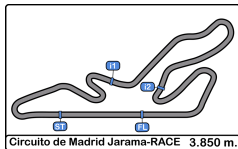
Distancia y Velocidad Media

Circuito de Madrid Jarama-RACE 3.850 m.



Cls	Nº	Entrant/Team	Driver 1	Driver 2	Vehicle	Cat	Cls	Laps	Distance	Total Time	Km/h
1	119	SMC Motorsport	<u>Fernando Navarrete</u>	Gonzalo De Andrés	McLaren 570S GT4	GT4 PRO	1	25	96.25	46:28.133	124.2
2	78	Marmaduke Hall	<u>Álvaro Fontes</u>	Marmaduke Hall	Ginetta G55	GT4 PRO	2	25	96.25	46:28.387	124.2
3	2	Lema Racing	<u>Manuel Gíao</u>	Elias Niskanen	Mercedes Gt4	GT4 PRO	3	25	96.25	46:34.570	123.9
4	88	Araujo Competição	<u>Miguel Cristovão</u>	Francisco Carvalho	McLaren 570S	GT4 Bronze	1	25	96.25	46:37.463	123.8
5	77	SMC Motorsport	<u>Guillermo Aso</u>	Tomás Pintos	McLaren 570S GT4	GT4 PRO	4	25	96.25	46:37.958	123.8
6	8	VELOSO MOTORSPORT	<u>Jorge Rodrigues</u>	Patrick Cunha	AUDI R8 LMS	GT4 Bronze	2	25	96.25	47:31.044	121.5
7	26	Jemma Moore	<u>Aubrey Hall</u>	Jemma Moore	Ginetta G50	GTC	1	25	96.25	47:43.675	120.9
8	59	JT59 Racing Team	Daniel Teixeira		Cupra TCR	TCR	1	25	96.25	47:48.468	120.7
9	90	LOCAL SPORT	Andrius Zemaitis		Porsche Cayman Gt4	GT4 Bronze	3	25	96.25	48:05.502	120.0
10	99	Sports & You	<u>António Coimbra</u>	Luis Silva	Hyundai Elantra	TCR	2	24	92.40	47:50.350	115.8
11	29	SMC Motorsport	Alfonso Colomina		Peugeot 308 Racing Cup 8	TCR	3	24	92.40	47:55.498	115.6
12	3	Araujo Competição	<u>Alvaro Ramos</u>	Fred Blok	McLaren 570 S	GT4 Bronze	4	22	84.70	48:00.711	105.8
Not classified: (Requirements: 75% of number laps of leader = 19 Laps)											
66		Miguel Caetano	<u>Miguel Caetano</u>	João Posser	Porsche 997 GT3 CUP	GTC	2	15	57.75	32:49.352	105.5
4		VELOSO MOTORSPORT	José Barros		Porsche 997 GT3 CUP	GTC	3	14	53.90	26:38.749	121.3
97		Lob Motorsport	Vasco Barros		Kia Ceed TCR	TCR	4				





Circuito de Madrid Jarama - RACI

SUPERCARS

Race - 1

Tiempos Por Vuelta



2 1 Manuel Giao Mercedes GT4
 GT4 PRO 2 Elias Niskanen Lema Racing

4 1 José Barros Porsche 997 GT3 CUP
 2 VELOSO MOTORSPORT

Lap	D	Time	Sector 1	Sector 2	Sector 3	T. Spd	Elapsed
1	1	1:52.946	49.311	34.612	29.023	198.5	1:52.946
2	1	1:43.333	39.480	33.993	29.860	227.8	3:36.279
3	1	3:49.794	1:10.914	1:47.986	50.894	111.5	7:26.073
4	1	1:46.747	43.129	34.316	29.302	201.1	9:12.820
5	1	1:43.015	40.041	33.915	29.059	232.2	10:55.835
6	1	1:42.858	39.887	34.168	28.803	225.9	12:38.693
7	1	1:44.736	40.394	35.463	28.879	234.2	14:23.429
8	1	1:42.073	39.248	33.866	28.959	234.2	16:05.502
9	1	1:43.156	40.401	33.799	28.956	222.2	17:48.658
10	1	1:42.033	39.766	33.430	28.837	224.5	19:30.691
11	1	1:47.895 P	39.626	33.983	34.286	229.2	21:18.586
12	2	3:07.288	2:03.959	34.205	29.124	109.0	24:25.874
13	2	1:41.467	39.243	33.377	28.847	229.7	26:07.341
14	2	1:41.620	39.365	33.480	28.775	231.7	27:48.961
15	2	1:41.625	38.936	33.606	29.083	233.7	29:30.586
16	2	1:42.707	39.275	34.294	29.138	233.7	31:13.293
17	2	1:41.617	39.292	33.384	28.941	231.7	32:54.910
18	2	1:41.807	39.408	33.397	29.002	232.2	34:36.717
19	2	1:41.753	39.294	33.444	29.015	233.2	36:18.470
20	2	1:42.060	39.379	33.558	29.123	232.7	38:00.530
21	2	1:42.782	39.743	33.843	29.196	232.7	39:43.312
22	2	1:43.279	40.009	33.794	29.476	234.2	41:26.591
23	2	1:43.119	40.273	33.559	29.287	231.7	43:09.710
24	2	1:42.603	39.749	33.608	29.246	229.7	44:52.313
25	2	1:42.257	39.719	33.436	29.102	230.7	46:34.570

Lap	D	Time	Sector 1	Sector 2	Sector 3	T. Spd	Elapsed
1	1	1:52.598	48.822	34.364	29.412	185.5	1:52.598
2	1	1:44.309	40.471	34.576	29.262	221.3	3:36.907
3	1	3:49.169	1:10.998	1:48.063	50.108	93.9	7:26.076
4	1	1:46.383	42.764	34.361	29.258	193.5	9:12.459
5	1	1:42.998	39.812	34.089	29.097	215.5	10:55.457
6	1	1:42.757	39.830	34.212	28.715	216.0	12:38.214
7	1	1:43.332	40.191	34.161	28.980	225.9	14:21.546
8	1	1:43.352	40.064	34.173	29.115	213.8	16:04.898
9	1	1:43.997	40.712	33.617	29.668	219.5	17:48.895
10	1	1:43.304	40.362	33.809	29.133	210.5	19:32.199
11	1	1:43.778	40.005	34.472	29.301	221.7	21:15.977
12	1	1:43.979	40.267	34.268	29.444	220.4	22:59.956
13	1	1:44.041	40.776	34.149	29.116	213.4	24:43.997
14	1	1:54.752 P	40.310	34.231	40.211	205.7	26:38.749

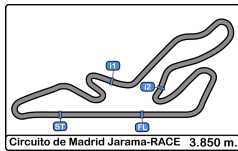
3 1 Alvaro Ramos McLaren 570 S
 GT4 Bronze 2 Fred Blok Araujo Competição

8 1 Jorge Rodrigues AUDI R8 LMS
 GT4 Bronze 2 Patrick Cunha VELOSO MOTORSPORT

Lap	D	Time	Sector 1	Sector 2	Sector 3	T. Spd	Elapsed
1	1	2:02.730	51.897	39.678	31.155	173.0	2:02.730
2	1	1:56.145	44.515	38.803	32.827	204.1	3:58.875
3	1	3:29.755	55.284	1:49.108	45.363	150.8	7:28.630
4	1	1:51.694	44.275	36.506	30.913	184.9	9:20.324
5	1	1:54.417	43.427	36.579	34.411	236.3	11:14.741
6	1	1:54.865	42.189	38.650	34.026	226.4	13:09.606
7	1	1:55.153	43.756	38.223	33.174	209.3	15:04.759
8	1	2:07.754	44.073	46.575	37.106	218.6	17:12.513
9	1	2:08.885	47.534	46.892	34.459	198.5	19:21.398
10	1	2:11.025 P	44.978	42.261	43.786	200.3	21:32.423
11	2	3:45.607	2:28.992	41.207	35.408	96.0	25:18.030
12	2	1:54.853	42.933	40.262	31.658	223.1	27:12.883
13	2	1:56.954	42.723	39.625	34.606	216.4	29:09.837
14	2	2:07.585	46.640	43.714	37.231	185.2	31:17.422
15	2	2:02.925	43.777	42.212	36.936	209.7	33:20.347
16	2	2:01.939	44.524	41.476	35.939	211.3	35:22.286
17	2	1:57.622	44.306	39.695	33.621	210.9	37:19.908
18	2	2:14.635 P	45.597	44.141	44.897	196.3	39:34.543
19	2	2:23.742	1:09.044	40.244	34.454	106.9	41:58.285
20	2	2:00.619	44.114	42.207	34.298	201.1	43:58.904
21	2	2:02.303	44.329	44.936	33.038	230.7	46:01.207
22	2	1:59.504	44.773	40.831	33.900	215.1	48:00.711

Lap	D	Time	Sector 1	Sector 2	Sector 3	T. Spd	Elapsed
1	1	1:52.119	48.255	34.235	29.629	203.7	1:52.119
2	1	1:43.836	39.710	34.152	29.974	229.2	3:35.955
3	1	3:49.609	1:10.217	1:47.616	51.776	109.5	7:25.564
4	1	1:46.413	42.195	34.764	29.454	205.7	9:11.977
5	1	1:43.225	40.007	33.898	29.320	229.7	10:55.202
6	1	1:42.890	39.731	34.140	29.019	230.2	12:38.092
7	1	1:43.048	39.874	34.022	29.152	232.7	14:21.140
8	1	1:48.608 P	39.914	33.772	34.922	230.7	16:09.748
9	1	2:04.727	59.774	35.223	29.730	102.0	18:14.475
10	1	1:43.601	40.009	34.184	29.408	226.8	19:58.076
11	1	1:49.265 P	40.010	34.295	34.960	228.3	21:47.341
12	2	3:15.692	2:11.574	34.808	29.310	78.8	25:03.033
13	2	1:43.298	39.955	34.235	29.108	230.7	26:46.331
14	2	1:43.274	39.801	34.134	29.339	231.2	28:29.605
15	2	1:44.577	39.870	34.879	29.828	231.2	30:14.182
16	2	1:43.172	39.792	33.885	29.495	230.2	31:57.354
17	2	1:42.902	39.682	33.903	29.317	231.2	33:40.256
18	2	1:43.036	39.732	33.773	29.531	231.7	35:23.292
19	2	1:42.494	39.562	33.692	29.240	233.2	37:05.786
20	2	1:44.558	40.087	34.667	29.804	231.2	38:50.344
21	2	1:42.565	39.569	33.923	29.073	235.8	40:32.909
22	2	1:45.103	39.855	35.690	29.558	234.2	42:18.012
23	2	1:43.821	40.127	34.177	29.517	229.7	44:01.833
24	2	1:43.772	39.855	34.421	29.496	232.2	45:45.605
25	2	1:45.439	40.602	34.879	29.958	230.2	47:31.044





Circuito de Madrid Jarama - RACI

SUPERCARS

Race - 1

Tiempos Por Vuelta



26

1 Aubrey Hall
2 Jemma Moore

Ginetta G50
Jemma Moore

59

1 Daniel Teixeira
2

Cupra TCR
JT59 Racing Team

Lap	D	Time	Sector 1	Sector 2	Sector 3	T. Spd	Elapsed	Lap	D	Time	Sector 1	Sector 2	Sector 3	T. Spd	Elapsed
1	1	1:57.112	50.675	36.382	30.055	180.0	1:57.112	1	1	1:54.515	50.024	35.464	29.027	178.5	1:54.515
2	1	1:52.234	41.188	36.960	34.086	218.6	3:49.346	2	1	1:48.843	39.558	35.145	34.140	221.3	3:43.358
3	1	3:37.807	1:01.625	1:47.565	48.617	134.1	7:27.153	3	1	3:43.013	1:05.328	1:47.976	49.709	129.1	7:26.371
4	1	1:49.006	43.687	35.548	29.771	188.4	9:16.159	4	1	1:46.720	42.939	34.633	29.148	186.5	9:13.091
5	1	1:45.199	40.611	35.098	29.490	221.3	11:01.358	5	1	1:42.963	40.277	33.908	28.778	218.6	10:56.054
6	1	1:44.454	40.250	34.880	29.324	223.1	12:45.812	6	1	1:43.666	39.864	34.799	29.003	216.0	12:39.720
7	1	1:44.643	40.383	34.953	29.307	223.6	14:30.455	7	1	1:43.853	39.467	35.302	29.084	219.9	14:23.573
8	1	1:44.135	40.220	34.687	29.228	226.4	16:14.590	8	1	1:43.043	40.018	34.227	28.798	208.4	16:06.616
9	1	1:44.100	40.242	34.524	29.334	225.0	17:58.690	9	1	1:43.303	40.035	34.299	28.969	210.1	17:49.919
10	1	1:43.927	40.293	34.457	29.177	225.0	19:42.617	10	1	1:44.266	40.411	34.586	29.269	210.9	19:34.185
11	1	1:50.920 P	40.201	34.559	36.160	221.3	21:33.537	11	1	1:50.873 P	40.683	34.732	35.458	204.5	21:25.058
12	2	3:09.190	2:05.092	34.486	29.612	110.9	24:42.727	12	2	3:07.740	2:03.925	34.552	29.263	102.4	24:32.798
13	2	1:43.379	40.483	33.956	28.940	222.6	26:26.106	13	2	1:44.153	40.568	34.368	29.217	200.3	26:16.951
14	2	1:42.985	40.174	33.933	28.878	224.0	28:09.091	14	2	1:44.504	40.377	34.708	29.419	208.4	28:01.455
15	2	1:44.071	40.730	34.063	29.278	224.5	29:53.162	15	2	1:45.535	41.175	34.992	29.368	206.5	29:46.990
16	2	1:46.422	40.892	35.218	30.312	223.6	31:39.584	16	2	1:46.211	40.823	35.332	30.056	205.7	31:33.201
17	2	1:46.521	41.273	35.188	30.060	218.6	33:26.105	17	2	1:46.036	40.904	34.831	30.301	201.8	33:19.237
18	2	1:47.764	41.415	36.293	30.056	217.7	35:13.869	18	2	1:47.826	41.472	36.426	29.928	198.5	35:07.063
19	2	1:45.888	40.964	35.120	29.804	219.9	36:59.757	19	2	1:47.792	41.652	35.822	30.318	197.4	36:54.855
20	2	1:45.590	40.798	35.028	29.764	219.5	38:45.347	20	2	1:49.232	42.324	36.417	30.491	196.0	38:44.087
21	2	1:45.333	41.031	34.865	29.437	216.8	40:30.680	21	2	1:46.100	41.239	35.057	29.804	207.2	40:30.187
22	2	1:48.419	41.812	36.640	29.967	219.5	42:19.099	22	2	1:47.640	41.842	35.327	30.471	201.1	42:17.827
23	2	1:47.011	41.349	35.435	30.227	215.1	44:06.110	23	2	1:48.405	41.899	35.700	30.806	188.1	44:06.232
24	2	1:49.224	42.083	36.764	30.377	213.4	45:55.334	24	2	1:50.945	43.033	36.896	31.016	190.8	45:57.177
25	2	1:48.341	41.871	36.023	30.447	208.8	47:43.675	25	2	1:51.291	42.864	37.167	31.260	196.3	47:48.468

29

1 Alfonso Colomina
2

Peugeot 308 Racing Cup 8
SMC Motorsport

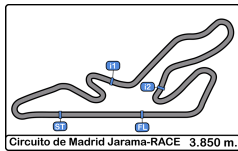
66

1 Miguel Caetano
2 João Posser

Porsche 997 GT3 CUP
Miguel Caetano

Lap	D	Time	Sector 1	Sector 2	Sector 3	T. Spd	Elapsed	Lap	D	Time	Sector 1	Sector 2	Sector 3	T. Spd	Elapsed
1	1	2:00.096	52.229	37.269	30.598	160.9	2:00.096	1	1	2:00.483	52.403	37.703	30.377	185.2	2:00.483
2	1	1:57.022	42.133	39.362	35.527	200.3	3:57.118	2	1	2:22.028	1:14.065	37.016	30.947	220.4	4:22.511
3	1	3:30.406	54.812	1:48.224	47.370	155.3	7:27.524	3	1	3:06.745	40.949	1:40.818	44.978	221.7	7:29.256
4	1	1:50.366	43.807	36.418	30.141	192.1	9:17.890	4	1	1:51.650	44.535	36.907	30.208	193.2	9:20.906
5	1	1:47.845	41.194	36.180	30.471	218.1	11:05.735	5	1	1:48.457	41.381	36.601	30.475	212.1	11:09.363
6	1	1:48.000	41.761	36.254	29.985	211.7	12:53.735	6	1	1:47.681	40.838	36.438	30.405	208.8	12:57.044
7	1	1:47.343	41.080	36.153	30.110	216.8	14:41.078	7	1	1:47.935	41.127	36.611	30.197	213.0	14:44.979
8	1	1:48.755	41.924	36.417	30.414	216.0	16:29.833	8	1	1:47.888	41.071	36.491	30.326	207.6	16:32.867
9	1	1:47.673	41.327	36.066	30.280	210.5	18:17.506	9	1	1:48.232	41.278	36.593	30.361	210.9	18:21.099
10	1	1:48.480	41.369	36.536	30.575	214.7	20:05.986	10	1	1:48.156	40.974	36.700	30.482	213.8	20:09.255
11	1	1:48.435	41.360	36.533	30.542	211.3	21:54.421	11	1	1:47.464	40.793	36.646	30.025	222.2	21:56.719
12	1	1:48.234	41.468	36.350	30.416	210.9	23:42.655	12	1	1:48.301	41.178	36.583	30.540	208.4	23:45.020
13	1	1:48.343	41.238	36.327	30.778	213.4	25:30.998	13	1	1:56.373 P	41.688	37.079	37.606	194.5	25:41.393
14	1	1:53.646 P	41.493	36.495	35.658	213.0	27:24.644	14	2	3:29.552	2:24.887	35.115	29.550	101.4	29:10.945
15	1	4:03.944	2:54.531	37.746	31.667	100.0	31:28.588	15	2	3:38.407 P	41.244	52.392	2:04.771	210.1	32:49.352
16	1	1:49.555	41.739	36.660	31.156	208.4	33:18.143								
17	1	1:50.461	41.472	38.258	30.731	213.0	35:08.604								
18	1	1:49.736	41.984	37.140	30.612	208.0	36:58.340								
19	1	1:51.283	43.834	36.731	30.718	209.3	38:49.623								
20	1	1:52.371	44.260	37.391	30.720	201.4	40:41.994								
21	1	1:48.834	41.587	36.640	30.607	212.1	42:30.828								
22	1	1:48.579	41.585	36.399	30.595	209.7	44:19.407								
23	1	1:47.753	41.322	36.145	30.286	215.5	46:07.160								
24	1	1:48.338	41.390	36.567	30.381	216.0	47:55.498								






Circuito de Madrid Jarama - RACI

SUPERCARS

Race - 1

Tiempos Por Vuelta



77

1 Guillermo Aso

McLaren 570S GT4

88

1 Miguel Cristovão

McLaren 570S

GT4 PRO

2 Tomás Pintos

SMC Motorsport

GT4 Bronze

2 Francisco Carvalho

Araujo Competição

Lap	D	Time	Sector 1	Sector 2	Sector 3	T. Spd	Elapsed	Lap	D	Time	Sector 1	Sector 2	Sector 3	T. Spd	Elapsed
1	1	1:48.413	45.900	33.600	28.913	204.9	1:48.413	1	1	1:49.670	47.301	33.591	28.778	197.4	1:49.670
2	1	1:43.254	39.146	34.310	29.798	237.8	3:31.667	2	1	1:43.768	38.745	34.048	30.975	238.9	3:33.438
3	1	3:53.287	1:10.752	1:45.439	57.096	106.8	7:24.954	3	1	3:52.221	1:10.883	1:46.020	55.318	112.8	7:25.659
4	1	1:43.759	41.215	33.754	28.790	207.2	9:08.713	4	1	1:44.478	42.446	33.577	28.455	200.7	9:10.137
5	1	1:41.519	38.828	33.524	29.167	238.9	10:50.232	5	1	1:40.697	38.543	32.996	29.158	241.6	10:50.834
6	1	1:43.830	40.013	34.149	29.668	236.3	12:34.062	6	1	1:42.566	40.113	33.603	28.850	231.2	12:33.400
7	1	1:41.857	39.136	33.763	28.958	235.2	14:15.919	7	1	1:40.575	38.858	32.792	28.925	241.0	14:13.975
8	1	1:41.250	39.130	33.320	28.800	240.0	15:57.169	8	1	1:41.026	39.033	33.295	28.698	241.6	15:55.001
9	1	1:42.432	39.602	33.611	29.219	238.4	17:39.601	9	1	1:41.477	39.413	33.394	28.670	221.3	17:36.478
10	1	1:42.297	39.552	33.697	29.048	238.9	19:21.898	10	1	1:41.174	39.272	33.145	28.757	230.2	19:17.652
11	1	1:42.374	39.694	33.682	28.998	235.8	21:04.272	11	1	1:41.727	39.586	33.269	28.872	234.2	20:59.379
12	1	1:42.436	39.584	33.699	29.153	237.3	22:46.708	12	1	1:41.413	39.169	33.237	29.007	234.7	22:40.792
13	1	1:48.898 P	40.053	34.101	34.744	234.7	24:35.606	13	1	1:42.086	39.407	33.625	29.054	236.3	24:22.878
14	2	3:04.376	2:00.729	34.257	29.390	108.7	27:39.982	14	1	1:48.799 P	39.348	34.012	35.439	235.2	26:11.677
15	2	1:43.594	40.174	34.145	29.275	224.0	29:23.576	15	2	3:11.619	2:08.012	34.297	29.310	108.1	29:23.296
16	2	1:43.377	39.983	34.298	29.096	226.4	31:06.953	16	2	1:42.794	39.968	33.742	29.084	228.3	31:06.090
17	2	1:42.296	39.402	33.803	29.091	235.8	32:49.249	17	2	1:42.433	39.811	33.489	29.133	226.8	32:48.523
18	2	1:44.515	39.738	34.615	30.162	228.3	34:33.764	18	2	1:44.218	40.200	34.548	29.470	235.2	34:32.741
19	2	1:43.161	39.822	34.087	29.252	223.6	36:16.925	19	2	1:43.404	40.347	33.748	29.309	228.8	36:16.145
20	2	1:43.245	39.798	33.916	29.531	230.7	38:00.170	20	2	1:43.074	39.925	33.712	29.437	228.3	37:59.219
21	2	1:42.908	39.735	33.720	29.453	237.3	39:43.078	21	2	1:43.497	40.144	33.840	29.513	233.7	39:42.716
22	2	1:44.069	40.407	34.329	29.333	234.2	41:27.147	22	2	1:43.564	39.971	34.004	29.589	229.2	41:26.280
23	2	1:44.103	40.246	34.354	29.503	242.1	43:11.250	23	2	1:44.224	41.013	33.935	29.276	230.2	43:10.504
24	2	1:43.355	39.732	33.957	29.666	238.4	44:54.605	24	2	1:43.188	39.972	33.891	29.325	233.2	44:53.692
25	2	1:43.353	39.893	33.934	29.526	238.9	46:37.958	25	2	1:43.771	40.095	34.057	29.619	236.8	46:37.463

78

1 Álvaro Fontes

Ginetta G55

90

1 Andrius Zemaitis

Porsche Cayman Gt4

GT4 PRO

2 Marmaduke Hall

Marmaduke Hall

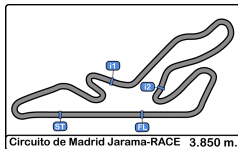
GT4 Bronze

2

LOCAL SPORT

Lap	D	Time	Sector 1	Sector 2	Sector 3	T. Spd	Elapsed	Lap	D	Time	Sector 1	Sector 2	Sector 3	T. Spd	Elapsed
1	1	1:50.798	47.642	34.103	29.053	193.8	1:50.798	1	1	2:01.285	52.618	38.237	30.430	169.5	2:01.285
2	1	1:43.391	39.556	33.688	30.147	220.4	3:34.189	2	1	1:56.864	41.306	39.793	35.765	216.8	3:58.149
3	1	3:51.550	1:10.964	1:47.382	53.204	110.3	7:25.739	3	1	3:30.100	54.882	1:48.107	47.111	160.0	7:28.249
4	1	1:46.512	42.772	34.403	29.337	199.2	9:12.251	4	1	1:52.471	44.991	36.476	31.004	196.3	9:20.720
5	1	1:44.416	41.480	33.973	28.963	218.6	10:56.667	5	1	1:45.383	40.289	35.202	29.892	229.7	11:06.103
6	1	1:42.319	39.602	33.973	28.744	222.2	12:38.986	6	1	1:48.055	41.814	36.147	30.094	201.8	12:54.158
7	1	1:42.906	39.774	34.255	28.877	225.4	14:21.892	7	1	1:47.322	41.061	36.064	30.197	223.1	14:41.480
8	1	1:43.134	39.928	34.380	28.826	223.1	16:05.026	8	1	1:46.857	41.184	35.635	30.038	222.6	16:28.337
9	1	1:41.559	39.419	33.653	28.487	223.6	17:46.585	9	1	1:45.791	40.707	35.365	29.719	225.0	18:14.128
10	1	1:41.445	39.362	33.549	28.534	221.7	19:28.030	10	1	1:46.249	40.854	35.325	30.070	220.4	20:00.377
11	1	1:42.096	39.530	33.891	28.675	220.4	21:10.126	11	1	1:45.407	40.424	35.187	29.796	224.5	21:45.784
12	1	1:42.129	39.571	33.795	28.763	222.2	22:52.255	12	1	1:45.186	40.544	34.930	29.712	209.7	23:30.970
13	1	1:47.161 P	39.747	33.773	33.641	220.4	24:39.416	13	1	1:47.656	40.583	34.936	32.137	218.6	25:18.626
14	2	3:06.759	2:04.438	33.586	28.735	112.3	27:46.175	14	1	1:56.985 P	42.350	36.481	38.154	219.0	27:15.611
15	2	1:41.411	39.375	33.482	28.554	225.0	29:27.586	15	2	3:08.950	2:03.830	35.211	29.909	108.9	30:24.561
16	2	1:42.161	39.662	33.830	28.669	225.9	31:09.747	16	2	1:46.497	41.051	35.188	30.258	222.6	32:11.058
17	2	1:41.667	39.224	33.387	29.056	225.0	32:51.414	17	2	1:45.007	40.246	35.099	29.662	222.6	33:56.065
18	2	1:41.797	39.304	33.497	28.996	224.5	34:33.211	18	2	1:46.188	40.470	35.605	30.113	225.4	35:42.253
19	2	1:41.553	39.302	33.275	28.976	225.4	36:14.764	19	2	1:46.316	40.870	35.250	30.196	215.5	37:28.569
20	2	1:41.061	39.179	33.386	28.496	222.2	37:55.825	20	2	1:46.596	40.952	35.863	29.781	208.4	39:15.165
21	2	1:41.612	39.556	33.384	28.672	223.1	39:37.437	21	2	1:46.449	40.844	35.153	30.452	210.9	41:01.614
22	2	1:41.696	39.412	33.481	28.803	223.6	41:19.133	22	2	1:45.860	40.855	34.993	30.012	212.5	42:47.474
23	2	1:41.892	39.590	33.535	28.767	222.2	43:01.025	23	2	1:45.703	40.937	34.879	29.887	217.3	44:33.177
24	2	1:41.782	39.167	33.420	29.195	223.6	44:42.807	24	2	1:46.607	40.741	35.594	30.272	221.7	46:19.784
25	2	1:45.580	40.451	34.653	30.476	226.4	46:28.387	25	2	1:45.718	40.705	35.081	29.932	213.0	48:05.502






Circuito de Madrid Jarama - RACE

SUPERCARS

Race - 1

Tiempos Por Vuelta



97

1 Vasco Barros

Kia Ceed TCR

119

1 Fernando Navarrete

McLaren 570S GT4

TCR

2

Lob Motorsport

GT4 PRO

2 Gonzalo De Andrés

SMC Motorsport

Lap	D	Time	Sector 1	Sector 2	Sector 3	T. Spd	Elapsed
1			48.670	37.263		197.0	

Lap	D	Time	Sector 1	Sector 2	Sector 3	T. Spd	Elapsed
1	1	1:48.755	46.499	33.453	28.803	206.5	1:48.755

99

1 António Coimbra

Hyundai Elantra

TCR

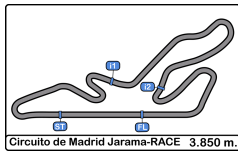
2 Luis Silva

Sports & You

Lap	D	Time	Sector 1	Sector 2	Sector 3	T. Spd	Elapsed
1	1	1:54.082	49.733	35.306	29.043	182.1	1:54.082
2	1	1:49.695	40.492	35.176	34.027	235.8	3:43.777
3	1	3:43.015	1:05.876	1:47.972	49.167	130.5	7:26.792
4	1	1:47.161	43.084	34.834	29.243	194.2	9:13.953
5	1	1:44.075	40.136	34.592	29.347	225.9	10:58.028
6	1	1:44.325	39.888	35.236	29.201	232.2	12:42.353
7	1	1:44.649	40.238	34.917	29.494	223.1	14:27.002
8	1	1:44.131	39.951	34.686	29.494	228.8	16:11.133
9	1	1:44.793	40.317	35.013	29.463	228.3	17:55.926
10	1	1:44.873	40.192	34.986	29.695	225.9	19:40.799
11	1	1:45.079	40.331	35.068	29.680	225.9	21:25.878
12	1	1:44.757	40.292	34.894	29.571	228.3	23:10.635
13	1	1:45.869	40.810	35.359	29.700	224.5	24:56.504
14	1	1:54.134 P	41.606	36.040	36.488	190.1	26:50.638
15	2	3:09.952	2:02.853	36.171	30.928	99.7	30:00.590
16	2	1:46.434	40.966	35.071	30.397	224.5	31:47.024
17	2	1:45.832	40.406	35.561	29.865	224.0	33:32.856
18	2	1:45.514	40.433	34.875	30.206	228.8	35:18.370
19	2	1:45.807	40.591	35.015	30.201	227.3	37:04.177
20	2	1:47.199	40.923	35.298	30.978	225.9	38:51.376
21	2	2:26.118 P	41.005	53.691	51.422	219.9	41:17.494
22	2	2:58.467	1:50.691	37.055	30.721	96.6	44:15.961
23	2	1:46.893	40.970	35.324	30.599	216.0	46:02.854
24	2	1:47.496	41.343	35.777	30.376	215.5	47:50.350

Lap	D	Time	Sector 1	Sector 2	Sector 3	T. Spd	Elapsed
2	1	1:43.896	39.327	33.988	30.581	240.0	3:32.651
3	1	3:52.672	1:10.071	1:46.095	56.506	111.8	7:25.323
4	1	1:43.664	41.504	33.421	28.739	208.4	9:08.987
5	1	1:41.383	39.106	33.226	29.051	232.7	10:50.370
6	1	1:41.404	39.511	33.298	28.595	238.9	12:31.774
7	1	1:41.490	39.374	33.345	28.771	232.7	14:13.264
8	1	1:41.157	39.187	33.260	28.710	237.3	15:54.421
9	1	1:40.967	39.121	33.190	28.656	233.7	17:35.388
10	1	1:41.836	39.451	33.375	29.010	240.0	19:17.224
11	1	1:46.711 P	39.385	33.273	34.053	239.4	21:03.935
12	2	3:03.646	2:00.959	33.790	28.897	96.8	24:07.581
13	2	1:41.927	39.286	33.848	28.793	232.2	25:49.508
14	2	1:41.732	39.287	33.598	28.847	234.7	27:31.240
15	2	1:41.897	39.467	33.616	28.814	232.7	29:13.137
16	2	1:42.648	39.521	34.072	29.055	227.8	30:55.785
17	2	1:42.886	39.729	33.832	29.325	223.1	32:38.671
18	2	1:42.917	39.668	33.888	29.361	225.4	34:21.588
19	2	1:43.467	39.887	34.286	29.294	231.2	36:05.055
20	2	1:44.352	40.421	34.398	29.533	226.8	37:49.407
21	2	1:42.769	39.731	33.794	29.244	224.5	39:32.176
22	2	1:43.223	39.873	34.074	29.276	234.2	41:15.399
23	2	1:43.515	39.843	34.095	29.577	237.8	42:58.914
24	2	1:43.741	40.067	34.076	29.598	236.3	44:42.655
25	2	1:45.478	40.269	34.807	30.402	235.8	46:28.133





Circuito de Madrid Jarama - RACI

SUPERCARS

Race - 1

Análisis



Num	Lap Time	Gap
Lap 1		
77	1:48.413	
119	1:48.755	00.342
88	1:49.670	01.257
78	1:50.798	02.385
8	1:52.119	03.706
4	1:52.598	04.185
2	1:52.946	04.533
99	1:54.082	05.669
59	1:54.515	06.102
26	1:57.112	08.699
29	2:00.096	11.683
66	2:00.483	12.070
90	2:01.285	12.872
3	2:02.730	14.317
Num	Lap Time	Gap
Lap 2		
77	1:43.254	
119	1:43.896	00.984
88	1:43.768	01.771
78	1:43.391	02.522
8	1:43.836	04.288
2	1:43.333	04.612
4	1:44.309	05.240
59	1:48.843	11.691
99	1:49.695	12.110
26	1:52.234	17.679
29	1:57.022	25.451
90	1:56.864	26.482
3	1:56.145	27.208
66	2:22.028	50.844
Num	Lap Time	Gap
Lap 3		
77	3:53.287	
119	3:52.672	00.369
8	3:49.609	00.610
88	3:52.221	00.705
78	3:51.550	00.785
2	3:49.794	01.119
4	3:49.169	01.122

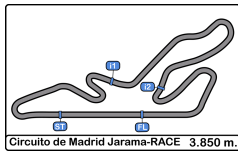
Num	Lap Time	Gap
59	3:43.013	01.417
99	3:43.015	01.838
26	3:37.807	02.199
29	3:30.406	02.570
90	3:30.100	03.295
3	3:29.755	03.676
66	3:06.745	04.302
Num	Lap Time	Gap
Lap 4		
77	1:43.759	
119	1:43.664	00.274
88	1:44.478	01.424
8	1:46.413	03.264
78	1:46.512	03.538
4	1:46.383	03.746
2	1:46.747	04.107
59	1:46.720	04.378
99	1:47.161	05.240
26	1:49.006	07.446
29	1:50.366	09.177
3	1:51.694	11.611
90	1:52.471	12.007
66	1:51.650	12.193
Num	Lap Time	Gap
Lap 5		
77	1:41.519	
119	1:41.383	00.138
88	1:40.697	00.602
8	1:43.225	04.970
4	1:42.998	05.225
2	1:43.015	05.603
59	1:42.963	05.822
78	1:44.416	06.435
99	1:44.075	07.796
26	1:45.199	11.126
29	1:47.845	15.503
90	1:45.383	15.871
66	1:48.457	19.131
3	1:54.417	24.509

Num	Lap Time	Gap
Lap 6		
119	1:41.404	
88	1:42.566	01.626
77	1:43.830	02.288
8	1:42.890	06.318
4	1:42.757	06.440
2	1:42.858	06.919
78	1:42.319	07.212
59	1:43.666	07.946
99	1:44.325	10.579
26	1:44.454	14.038
29	1:48.000	21.961
90	1:48.055	22.384
66	1:47.681	25.270
3	1:54.865	37.832
Num	Lap Time	Gap
Lap 7		
119	1:41.490	
88	1:40.575	00.711
77	1:41.857	02.655
8	1:43.048	07.876
4	1:43.332	08.282
78	1:42.906	08.628
2	1:44.736	10.165
59	1:43.853	10.309
99	1:44.649	13.738
26	1:44.643	17.191
29	1:47.343	27.814
90	1:47.322	28.216
66	1:47.935	31.715
3	1:55.153	51.495
Num	Lap Time	Gap
Lap 8		
119	1:41.157	
88	1:41.026	00.580
77	1:41.250	02.748
4	1:43.352	10.477
78	1:43.134	10.605
2	1:42.073	11.081
59	1:43.043	12.195

Num	Lap Time	Gap
8	1:48.608	15.327
99	1:44.131	16.712
26	1:44.135	20.169
90	1:46.857	33.916
29	1:48.755	35.412
66	1:47.888	38.446
3	2:07.754	1:18.092
Num	Lap Time	Gap
Lap 9		
119	1:40.967	
88	1:41.477	01.090
77	1:42.432	04.213
78	1:41.559	11.197
2	1:43.156	13.270
4	1:43.997	13.507
59	1:43.303	14.531
99	1:44.793	20.538
26	1:44.100	23.302
90	1:45.791	38.740
8	2:04.727	39.087
29	1:47.673	42.118
66	1:48.232	45.711
Num	Lap Time	Gap
Lap 10		
119	1:41.836	
88	1:41.174	00.428
3	2:08.885	1 Lap
77	1:42.297	04.674
78	1:41.445	10.806
2	1:42.033	13.467
4	1:43.304	14.975
59	1:44.266	16.961
99	1:44.873	23.575
26	1:43.927	25.393
8	1:43.601	40.852
90	1:46.249	43.153
29	1:48.480	48.762
66	1:48.156	52.031

Num	Lap Time	Gap
Lap 11		
88	1:41.727	
119	1:46.711	04.556
77	1:42.374	04.893
78	1:42.096	10.747
4	1:43.778	16.598
2	1:47.895	19.207
59	1:50.873	25.679
99	1:45.079	26.499
3	2:11.025	1 Lap
26	1:50.920	34.158
90	1:45.407	46.405
8	1:49.265	47.962
29	1:48.435	55.042
66	1:47.464	57.340
Num	Lap Time	Gap
Lap 12		
88	1:41.413	
77	1:42.436	05.916
78	1:42.129	11.463
4	1:43.979	19.164
99	1:44.757	29.843
90	1:45.186	50.178
29	1:48.234	1:01.863
66	1:48.301	1:04.228
119	3:03.646	1:26.789
Num	Lap Time	Gap
Lap 13		
88	1:42.086	
2	3:07.288	1 Lap
59	3:07.740	1 Lap
77	1:48.898	12.728
78	1:47.161	16.538
26	3:09.190	1 Lap
4	1:44.041	21.119
99	1:45.869	33.626
8	3:15.692	1 Lap
3	3:45.607	2 Laps
90	1:47.656	55.748
29	1:48.343	1:08.120





Circuito de Madrid Jarama - RACI

SUPERCARS

Race - 1

Análisis



Num	Lap Time	Gap
66	1:56.373	1:18.515
119	1:41.927	1:26.630
2	1:41.467	1:44.463

Lap 14

Num	Lap Time	Gap
88	1:48.799	
59	1:44.153	1 Lap
26	1:43.379	1 Lap
4	1:54.752	27.072
8	1:43.298	1 Lap
99	1:54.134	38.961
3	1:54.853	2 Laps
90	1:56.985	1:03.934
29	1:53.646	1:12.967
119	1:41.732	1:19.563
77	3:04.376	1:28.305
78	3:06.759	1:34.498
2	1:41.620	1:37.284
59	1:44.504	1:49.778
26	1:42.985	1:57.414
8	1:43.274	2:17.928
3	1:56.954	1 Lap
66	3:29.552	2:59.268

Lap 15

Num	Lap Time	Gap
119	1:41.897	
88	3:11.619	10.159
77	1:43.594	10.439
78	1:41.411	14.449
2	1:41.625	17.449
59	1:45.535	33.853
26	1:44.071	40.025
99	3:09.952	47.453
8	1:44.577	1:01.045
90	3:08.950	1:11.424

Lap 16

Num	Lap Time	Gap
119	1:42.648	
88	1:42.794	10.305
77	1:43.377	11.168

Lap 17

Num	Lap Time	Gap
119	1:42.886	
88	1:42.433	09.852
77	1:42.296	10.578
66	3:38.407	2 Laps
78	1:41.667	12.743
2	1:41.617	16.239
29	1:49.555	1 Lap
59	1:46.036	40.566
3	2:02.925	2 Laps
26	1:46.521	47.434
99	1:45.832	54.185
8	1:42.902	1:01.585
90	1:45.007	1:17.394

Lap 18

Num	Lap Time	Gap
119	1:42.917	
88	1:44.218	11.153
78	1:41.797	11.623
77	1:44.515	12.176
2	1:41.807	15.129
59	1:47.826	45.475
29	1:50.461	1 Lap
26	1:47.764	52.281
99	1:45.514	56.782
3	2:01.939	2 Laps
8	1:43.036	1:01.704
90	1:46.188	1:20.665

Lap 19

Num	Lap Time	Gap
78	1:42.161	13.962
2	1:42.707	17.508
3	2:07.585	2 Laps
29	4:03.944	1 Lap
59	1:46.211	37.416
26	1:46.422	43.799
99	1:46.434	51.239
8	1:43.172	1:01.569
90	1:46.497	1:15.273

Lap 20

Num	Lap Time	Gap
119	1:44.352	
78	1:41.061	06.418
88	1:43.074	09.812
77	1:43.245	10.763
2	1:42.060	11.123
59	1:49.232	54.680
26	1:45.590	55.940
29	1:51.283	1 Lap
8	1:44.558	1:00.937
99	1:47.199	1:01.969
90	1:46.596	1:25.758

Lap 21

Num	Lap Time	Gap
119	1:42.769	
3	2:14.635	3 Laps
78	1:41.612	05.261
88	1:43.497	10.540
77	1:42.908	10.902
2	1:42.782	11.136
59	1:46.100	58.011
26	1:45.333	58.504
8	1:42.565	1:00.733
29	1:52.371	1 Lap
90	1:46.449	1:29.438

Lap 22

Num	Lap Time	Gap
119	1:43.223	
78	1:41.553	09.709
88	1:43.404	11.090
77	1:43.161	11.870
2	1:41.753	13.415
59	1:47.792	49.800
29	1:49.736	1 Lap
26	1:45.888	54.702
99	1:45.807	59.122
8	1:42.494	1:00.731
3	1:57.622	2 Laps
90	1:46.316	1:23.514

Lap 23

Num	Lap Time	Gap
119	1:43.515	
78	1:41.892	02.111
2	1:43.119	10.796
88	1:44.224	11.590
77	1:44.103	12.336
3	2:00.619	3 Laps
8	1:43.821	1:02.919
26	1:47.011	1:07.196
59	1:48.405	1:07.318
99	2:58.467	1 Lap
29	1:48.579	1 Lap
90	1:45.703	1:34.263

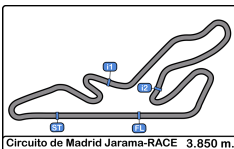
Lap 24

Num	Lap Time	Gap
119	1:43.741	
78	1:41.782	00.152
2	1:42.603	09.658
88	1:43.188	11.037
77	1:43.355	11.950
8	1:43.772	1:02.950
26	1:49.224	1:12.679
59	1:50.945	1:14.522
3	2:02.303	3 Laps
99	1:46.893	1 Lap
29	1:47.753	1 Lap

Lap 25

Num	Lap Time	Gap
90	1:46.607	1:37.129
119	1:45.478	
78	1:45.580	00.254
2	1:42.257	06.437
88	1:43.771	09.330
77	1:43.353	09.825
8	1:45.439	1:02.911
26	1:48.341	1:15.542
59	1:51.291	1:20.335
99	1:47.496	1 Lap
29	1:48.338	1 Lap
3	1:59.504	3 Laps
90	1:45.718	1:37.369





Circuito de Madrid Jarama - RACE

SUPERCARS

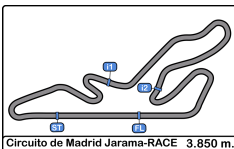
Race - 1

Mejores Sectores



Sector - 1				Sector - 2				Sector - 3				Ideal Lap vs Best Lap				
Clas	Nº	Driver	Time	Nº	Driver	Time	Nº	Driver	Time	Clas	Nº	Driver	Ideal Lap	Best Lap	Clas	
1	88	Cristovão - Carvalho	38.543	88	Cristovão - Carvalho	32.792	88	Cristovão - Carvalho	28.455	1	88	Cristovão - Carvalho	1:39.790	1:40.575	1	
2	77	Aso - Pintos	38.828	119	Navarrete - De Andrés	33.190	78	Fontes - Hall	28.487	2	119	Navarrete - De Andrés	1:40.891	1:40.967	2	
3	2	Giao - Niskanen	38.936	78	Fontes - Hall	33.275	119	Navarrete - De Andrés	28.595	3	78	Fontes - Hall	1:40.929	1:41.061	3	
4	119	Navarrete - De Andrés	39.106	77	Aso - Pintos	33.320	4	José Barros	28.715	4	77	Aso - Pintos	1:40.938	1:41.250	4	
5	78	Fontes - Hall	39.167	2	Giao - Niskanen	33.377	2	Giao - Niskanen	28.775	5	2	Giao - Niskanen	1:41.088	1:41.467	5	
6	59	Daniel Teixeira	39.467	4	José Barros	33.617	59	Daniel Teixeira	28.778	6	4	José Barros	1:42.144	1:42.757	7	
7	8	Rodrigues - Cunha	39.562	8	Rodrigues - Cunha	33.692	77	Aso - Pintos	28.790	7	59	Daniel Teixeira	1:42.153	1:42.963	8	
8	4	José Barros	39.812	59	Daniel Teixeira	33.908	26	Moore - Hall	28.878	8	8	Rodrigues - Cunha	1:42.273	1:42.494	6	
9	99	Coimbra - Silva	39.888	26	Moore - Hall	33.933	8	Rodrigues - Cunha	29.019	9	26	Moore - Hall	1:42.985	1:42.985	9	
10	26	Moore - Hall	40.174	99	Coimbra - Silva	34.592	99	Coimbra - Silva	29.043	10	99	Coimbra - Silva	1:43.523	1:44.075	10	
11	90	Andrius Zemaitis	40.246	90	Andrius Zemaitis	34.879	66	Caetano - Posser	29.550	11	90	Andrius Zemaitis	1:44.787	1:45.007	11	
12	66	Caetano - Posser	40.793	66	Caetano - Posser	35.115	90	Andrius Zemaitis	29.662	12	66	Caetano - Posser	1:45.458	1:47.464	13	
13	29	Alfonso Colomina	41.080	29	Alfonso Colomina	36.066	29	Alfonso Colomina	29.985	13	29	Alfonso Colomina	1:47.131	1:47.343	12	
14	3	Ramos - Blok	42.189	3	Ramos - Blok	36.506	3	Ramos - Blok	30.913	14	3	Ramos - Blok	1:49.608	1:51.694	14	
15	97	Vasco Barros	48.670	97	Vasco Barros	37.263	97	Vasco Barros	Transpon	15	97	Vasco Barros	Transpon	Transpo	15	






Circuito de Madrid Jarama - RACE

SUPERCARS

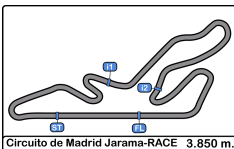
Race - 1

Secuencia Líder



Nº	Entrant/Team	Driver 1	Driver 2	Vehicle	Cat	Start Lap	End Lap	Laps	Total Laps
77	SMC Motorsport	<u>Guillermo Aso</u>	Tomás Pintos	McLaren 570S GT4	GT4 PRO	1	5	5	5
119	SMC Motorsport	<u>Fernando Navarrete</u>	Gonzalo De Andrés	McLaren 570S GT4	GT4 PRO	6	10	5	5
88	Araujo Competição	<u>Miguel Cristovão</u>	Francisco Carvalho	McLaren 570S	GT4 Bronze	11	14	4	4
119	SMC Motorsport	<u>Fernando Navarrete</u>	Gonzalo De Andrés	McLaren 570S GT4	GT4 PRO	15	25	11	16





Circuito de Madrid Jarama - RACE

SUPERCARS

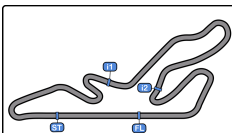
Race - 1

5 Mejores Tiempos



Cl	Nº	Entrant/Team	Driver 1	Driver 2	Vehicle	Cat	Cl	Best 1		Best 2		Best 3		Best 4		Best 5	
								Time	Lap	Time	Lap	Time	Lap	Time	Lap	Time	Lap
1	88	Araujo Competição	<u>Miguel Cristovão</u>	Francisco Carvalho	Mclaren 570S	GT4 Bronze	1	1:40.575	7	1:40.697	5	1:41.026	8	1:41.174	10	1:41.413	12
2	119	SMC Motorsport	<u>Fernando Navarrete</u>	Gonzalo De Andrés	McLaren 570S GT4	GT4 PRO	1	1:40.967	9	1:41.157	8	1:41.383	5	1:41.404	6	1:41.490	7
3	78	Marmaduke Hall	<u>Álvaro Fontes</u>	Marmaduke Hall	Ginetta G55	GT4 PRO	2	1:41.061	20	1:41.411	15	1:41.445	10	1:41.553	19	1:41.559	9
4	77	SMC Motorsport	<u>Guillermo Aso</u>	Tomás Pintos	McLaren 570S GT4	GT4 PRO	3	1:41.250	8	1:41.519	5	1:41.857	7	1:42.296	17	1:42.297	10
5	2	Lema Racing	<u>Manuel Gíao</u>	Elias Niskanen	Mercedes Gt4	GT4 PRO	4	1:41.467	13	1:41.617	17	1:41.620	14	1:41.625	15	1:41.753	19
6	8	VELOSO MOTORSPORT	<u>Jorge Rodrigues</u>	Patrick Cunha	AUDI R8 LMS	GT4 Bronze	2	1:42.494	19	1:42.565	21	1:42.890	6	1:42.902	17	1:43.036	18
7	4	VELOSO MOTORSPORT	José Barros		Porsche 997 GT3 CUP	GTC	1	1:42.757	6	1:42.998	5	1:43.304	10	1:43.332	7	1:43.352	8
8	59	JT59 Racing Team	Daniel Teixeira		Cupra TCR	TCR	1	1:42.963	5	1:43.043	8	1:43.303	9	1:43.666	6	1:43.853	7
9	26	Jemma Moore	<u>Aubrey Hall</u>	Jemma Moore	Ginetta G50	GTC	2	1:42.985	14	1:43.379	13	1:43.927	10	1:44.071	15	1:44.100	9
10	99	Sports & You	<u>António Coimbra</u>	Luis Silva	Hyundai Elantra	TCR	2	1:44.075	5	1:44.131	8	1:44.325	6	1:44.649	7	1:44.757	12
11	90	LOCAL SPORT	Andrius Zemaitis		Porsche Cayman Gt4	GT4 Bronze	3	1:45.007	17	1:45.186	12	1:45.383	5	1:45.407	11	1:45.703	23
12	29	SMC Motorsport	Alfonso Colomina		Peugeot 308 Racing Cup 8	TCR	3	1:47.343	7	1:47.673	9	1:47.753	23	1:47.845	5	1:48.000	6
13	66	Miguel Caetano	<u>Miguel Caetano</u>	João Posser	Porsche 997 GT3 CUP	GTC	3	1:47.464	11	1:47.681	6	1:47.888	8	1:47.935	7	1:48.156	10
14	3	Araujo Competição	<u>Alvaro Ramos</u>	Fred Blok	Mclaren 570 S	GT4 Bronze	4	1:51.694	4	1:54.417	5	1:54.853	12	1:54.865	6	1:55.153	7
15	97	Lob Motorsport	Vasco Barros		Kia Ceed TCR	TCR	4										






Circuito de Madrid Jarama - RACE

SUPERCARS

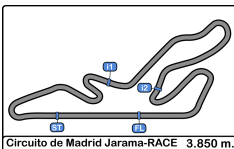
Race - 1

5 Mejores Velocidades



Cl	Nº	Entrant/Team	Driver 1	Driver 2	Vehicle	Cat	Cl	Top 1		Top 2		Top 3		Top 4		Top 5		Avg
								Km/h	Lap	Km/h	Lap	Km/h	Lap	Km/h	Lap	Km/h	Lap	
1	77	SMC Motorsport	<u>Guillermo Aso</u>	Tomás Pintos	McLaren 570S GT4	GT4 PRO	1	242.1	23	240.0	8	238.9	5	238.9	10	238.9	25	239.7
2	88	Araujo Competição	<u>Miguel Cristovão</u>	Francisco Carvalho	Mclaren 570S	GT4 Bronze	1	241.6	5	241.6	8	241.0	7	238.9	2	236.8	25	240.0
3	119	SMC Motorsport	<u>Fernando Navarrete</u>	Gonzalo De Andrés	McLaren 570S GT4	GT4 PRO	2	240.0	2	240.0	10	239.4	11	238.9	6	237.8	23	239.2
4	3	Araujo Competição	<u>Alvaro Ramos</u>	Fred Blok	Mclaren 570 S	GT4 Bronze	2	236.3	5	230.7	21	226.4	6	223.1	12	218.6	8	227.0
5	8	VELOSO MOTORSPORT	<u>Jorge Rodrigues</u>	Patrick Cunha	AUDI R8 LMS	GT4 Bronze	3	235.8	21	234.2	22	233.2	19	232.7	7	232.2	24	233.6
6	99	Sports & You	<u>António Coimbra</u>	Luis Silva	Hyundai Elantra	TCR	1	235.8	2	232.2	6	228.8	8	228.8	18	228.3	9	230.8
7	2	Lema Racing	<u>Manuel Gíao</u>	Elias Niskanen	Mercedes Gt4	GT4 PRO	3	234.2	7	234.2	8	234.2	22	233.7	15	233.7	16	234.0
8	90	LOCAL SPORT	Andrius Zemaitis		Porsche Cayman Gt4	GT4 Bronze	4	229.7	5	225.4	18	225.0	9	224.5	11	223.1	7	225.5
9	26	Jemma Moore	<u>Aubrey Hall</u>	Jemma Moore	Ginetta G50	GTC	1	226.4	8	225.0	9	225.0	10	224.5	15	224.0	14	225.0
10	78	Marmaduke Hall	<u>Álvaro Fontes</u>	Marmaduke Hall	Ginetta G55	GT4 PRO	4	226.4	25	225.9	16	225.4	7	225.4	19	225.0	15	225.6
11	4	VELOSO MOTORSPORT	José Barros		Porsche 997 GT3 CUP	GTC	2	225.9	7	221.7	11	221.3	2	220.4	12	219.5	9	221.7
12	66	Miguel Caetano	<u>Miguel Caetano</u>	João Posser	Porsche 997 GT3 CUP	GTC	3	222.2	11	221.7	3	220.4	2	213.8	10	213.0	7	218.2
13	59	JT59 Racing Team	Daniel Teixeira		Cupra TCR	TCR	2	221.3	2	219.9	7	218.6	5	216.0	6	210.9	10	217.3
14	29	SMC Motorsport	Alfonso Colomina		Peugeot 308 Racing Cup 8	TCR	3	218.1	5	216.8	7	216.0	8	216.0	24	215.5	23	216.5
15	97	Lob Motorsport	Vasco Barros		Kia Ceed TCR	TCR	4	197.0	1									197.0






Circuito de Madrid Jarama - RACE

SUPERCARS

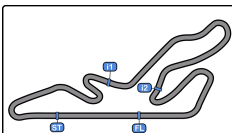
Race - 1

Secuencia Vueltas Rápidas



Lap	Time of Day	Session Time	Nº	Entrant/Team	Driver 1	Driver 2	Vehicle	Cat	Time	Km/h
2	11:22:11.241	3:31.241	77	SMC Motorsport	<u>Guillermo Aso</u>	Tomás Pintos	McLaren 570S GT4	GT4 PRO	1:43.254	134.2
5	11:29:29.806	10:49.806	77	SMC Motorsport	<u>Guillermo Aso</u>	Tomás Pintos	McLaren 570S GT4	GT4 PRO	1:41.519	136.5
5	11:29:29.944	10:49.944	119	SMC Motorsport	<u>Fernando Navarrete</u>	Gonzalo De Andrés	McLaren 570S GT4	GT4 PRO	1:41.383	136.7
5	11:29:30.408	10:50.408	88	Araujo Competição	<u>Miguel Cristovão</u>	Francisco Carvalho	Mclaren 570S	GT4 Bronze	1:40.697	137.6
7	11:32:53.549	14:13.549	88	Araujo Competição	<u>Miguel Cristovão</u>	Francisco Carvalho	Mclaren 570S	GT4 Bronze	1:40.575	137.8






Circuito de Madrid Jarama - RACE

SUPERCARS

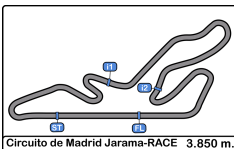
Race - 1

Mejor Máxima Velocidad del Evento



Nº	Entrant/Team	Driver 1	Driver 2	Vehicle	Cat	Km/h	Session
4	VELOSO MOTORSPORT	José Barros		Porsche 997 GT3 CUP	GTC	242.6	Private
77	SMC Motorsport	Guillermo Aso	Tomás Pintos	McLaren 570S GT4	GT4 PRO	242.1	Race - 1
88	Araujo Competição	Miguel Cristovão	Francisco Carvalho	McLaren 570S	GT4 Bronze	241.6	Race - 1
119	SMC Motorsport	Fernando Navarrete	Gonzalo De Andrés	McLaren 570S GT4	GT4 PRO	240.0	Race - 1
3	Araujo Competição	Alvaro Ramos	Fred Blok	McLaren 570 S	GT4 Bronze	236.3	Race - 1
99	Sports & You	António Coimbra	Luis Silva	Hyundai Elantra	TCR	235.8	Race - 1
8	VELOSO MOTORSPORT	Jorge Rodrigues	Patrick Cunha	AUDI R8 LMS	GT4 Bronze	235.8	Race - 1
2	Lema Racing	Manuel Gíao	Elias Niskanen	Mercedes Gt4	GT4 PRO	234.2	Race - 1
90	LOCAL SPORT	Andrius Zemaitis		Porsche Cayman Gt4	GT4 Bronze	230.7	Private
26	Jemma Moore	Aubrey Hall	Jemma Moore	Ginetta G50	GTC	226.4	Race - 1
78	Marmaduke Hall	Álvaro Fontes	Marmaduke Hall	Ginetta G55	GT4 PRO	226.4	Race - 1
66	Miguel Caetano	Miguel Caetano	João Posser	Porsche 997 GT3 CUP	GTC	222.2	Race - 1
59	JT59 Racing Team	Daniel Teixeira		Cupra TCR	TCR	221.3	Race - 1
29	SMC Motorsport	Alfonso Colomina		Peugeot 308 Racing Cup 8	TCR	218.1	Race - 1
97	Lob Motorsport	Vasco Barros		Kia Ceed TCR	TCR	197.0	Race - 1






Circuito de Madrid Jarama - RACE

SUPERCARS

Race - 1

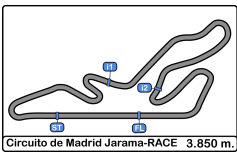
Cuentavueltas



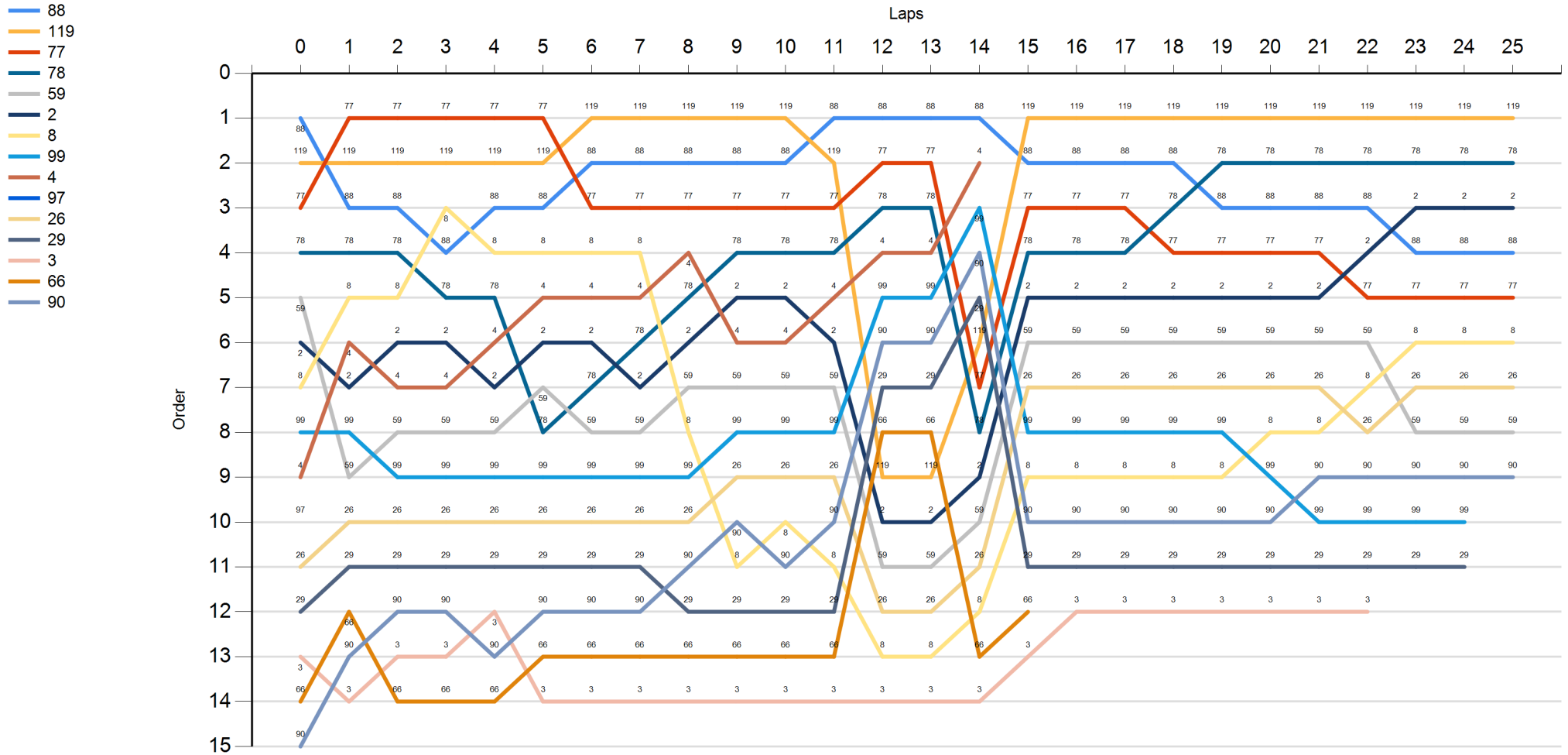

LAP

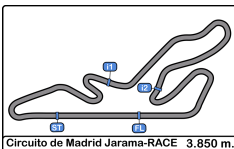
Nr	Po	Grid	1	2	3	4	5	6	7	8	9	10	11	12	13	14	15	16	17	18	19	20	21	22	23	24	25	
88	1	88	77	77	77	77	77	119	119	119	119	119	88	88	88	88	119	119	119	119	119	119	119	119	119	119	119	
119	2	119	119	119	119	119	119	88	88	88	88	88	119	77	77	4	88	88	88	88	78	78	78	78	78	78	78	78
77	3	77	88	88	8	88	88	77	77	77	77	77	77	78	78	99	77	77	77	78	88	88	88	88	2	2	2	
78	4	78	78	78	88	8	8	8	8	4	78	78	78	4	4	90	78	78	78	77	77	77	77	2	88	88	88	
59	5	59	8	8	78	78	4	4	4	78	2	2	4	99	99	29	2	2	2	2	2	2	2	77	77	77	77	
2	6	2	4	2	2	4	2	2	78	2	4	4	2	90	90	119	59	59	59	59	59	59	59	59	59	8	8	8
8	7	8	2	4	4	2	59	78	2	59	59	59	59	29	29	77	26	26	26	26	26	26	26	26	8	26	26	26
99	8	99	99	59	59	59	78	59	59	8	99	99	99	66	66	78	99	99	99	99	99	8	8	26	59	59	59	
4	9	4	59	99	99	99	99	99	99	99	26	26	26	119	119	2	8	8	8	8	8	8	99	90	90	90	90	90
97	10	97	26	26	26	26	26	26	26	26	90	8	90	2	2	59	90	90	90	90	90	90	90	99	99	99	99	
26	11	26	29	29	29	29	29	29	29	90	8	90	8	59	59	26	29	29	29	29	29	29	29	29	29	29	29	
29	12	29	66	90	90	3	90	90	90	29	29	29	29	26	26	8	66	3	3	3	3	3	3	3	3	3	3	
3	13	3	90	3	3	90	66	66	66	66	66	66	66	8	8	66	3											
66	14	66	3	66	66	66	3	3	3	3	3	3	3	3	3	3												
90	15	90																										





Circuito de Madrid Jarama - RACE
SUPERCARS
Race - 1
Cuentavueltas Gráfico





Circuito de Madrid Jarama - RACE

SUPERCARS

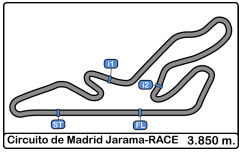
Race - 1

Tiempo Parada en Pit

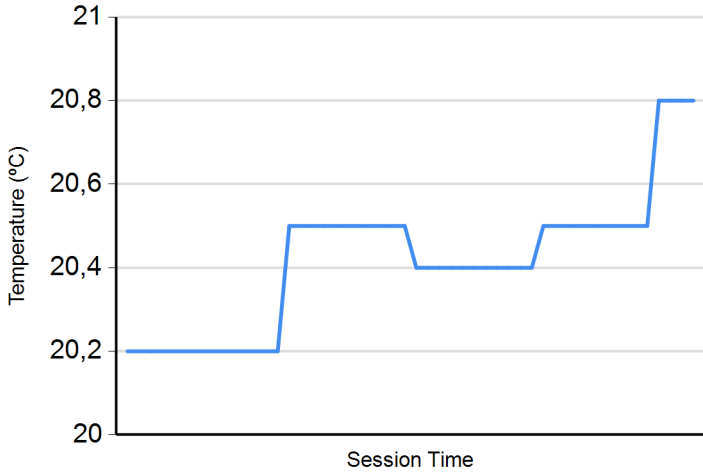


Nr.	In Day Time	Entrant/Team	Driver 1	Driver 2	Vehicle	Cat	In Time	Stop N°	Pit Time	Handicap	Penalty
119	11:39:40.614	SMC Motorsport	<u>Fernando Navarrete</u>	Gonzalo De Andrés	McLaren 570S GT4	GT4 PRO	21:01.040	1	1:26.045	1:24	
59	11:40:01.899	JT59 Racing Team	Daniel Teixeira		Cupra TCR	TCR	21:22.325	1	1:28.759	1:24	
3	11:40:08.458	Araujo Competição	<u>Alvaro Ramos</u>	Fred Blok	McLaren 570 S	GT4 Bronze	21:28.884	1	1:47.268	1:24	
26	11:40:10.273	Jemma Moore	<u>Aubrey Hall</u>	Jemma Moore	Ginetta G50	GTC	21:30.699	1	1:29.321	1:24	
8	11:40:23.874	VELOSO MOTORSPORT	<u>Jorge Rodrigues</u>	Patrick Cunha	AUDI R8 LMS	GT4 Bronze	21:44.300	2	1:34.027	1:24	
77	11:43:11.859	SMC Motorsport	<u>Guillermo Aso</u>	Tomás Pintos	McLaren 570S GT4	GT4 PRO	24:32.285	1	1:26.186	1:24	
78	11:43:16.188	Marmaduke Hall	<u>Álvaro Fontes</u>	Marmaduke Hall	Ginetta G55	GT4 PRO	24:36.614	1	1:30.494	1:24	
66	11:44:16.963	Miguel Caetano	<u>Miguel Caetano</u>	João Posser	Porsche 997 GT3 CUP	GTC	25:37.389	1	1:49.707	1:24	
88	11:44:47.794	Araujo Competição	<u>Miguel Cristovão</u>	Francisco Carvalho	McLaren 570S	GT4 Bronze	26:08.220	1	1:33.918	1:24	
4	11:45:14.451	VELOSO MOTORSPORT	José Barros		Porsche 997 GT3 CUP	GTC	26:34.877	1	1:29.391	1:24	
99	11:45:26.934	Sports & You	<u>António Coimbra</u>	Luis Silva	Hyundai Elantra	TCR	26:47.360	1	1:24.371	1:24	
90	11:45:51.187	LOCAL SPORT	Andrius Zemaitis		Porsche Cayman Gt4	GT4 Bronze	27:11.613	1	1:29.656	1:24	
29	11:46:01.447	SMC Motorsport	Alfonso Colomina		Peugeot 308 Racing Cup 8	TCR	27:21.873	1	2:17.323	1:24	
3	11:58:09.656	Araujo Competição	<u>Alvaro Ramos</u>	Fred Blok	McLaren 570 S	GT4 Bronze	39:30.082	2	30.596	1:24	-53.404
99	11:59:53.460	Sports & You	<u>António Coimbra</u>	Luis Silva	Hyundai Elantra	TCR	41:13.886	2	1:14.518	1:24	-9.482

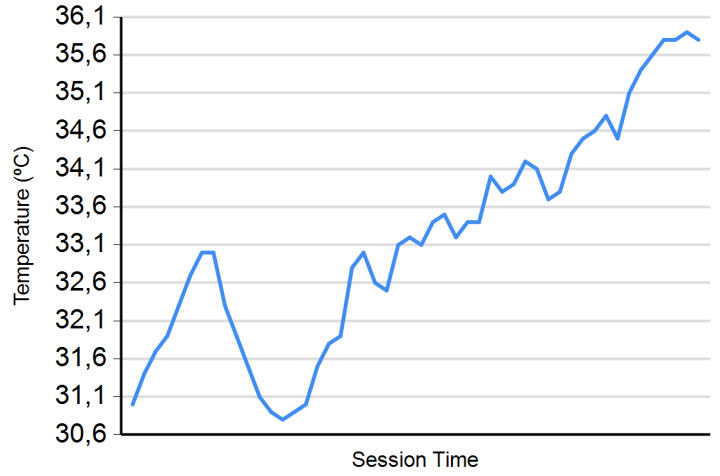




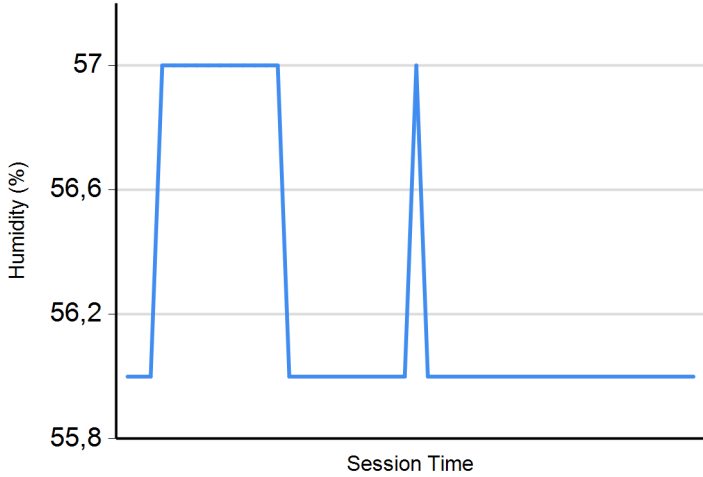
Air Temperature



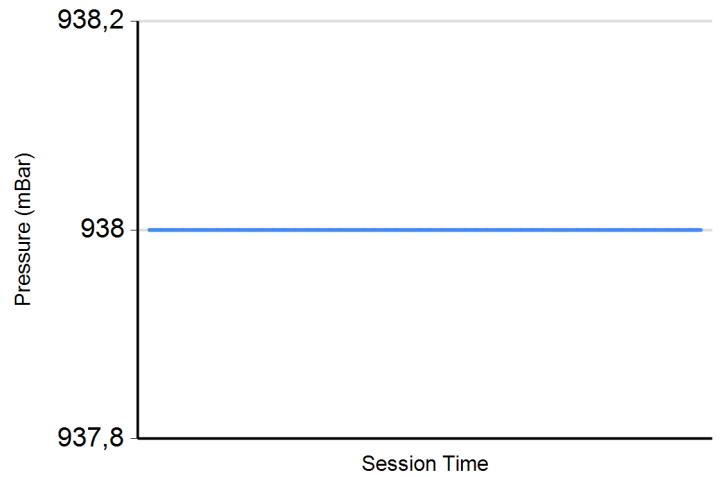
Track Temperature



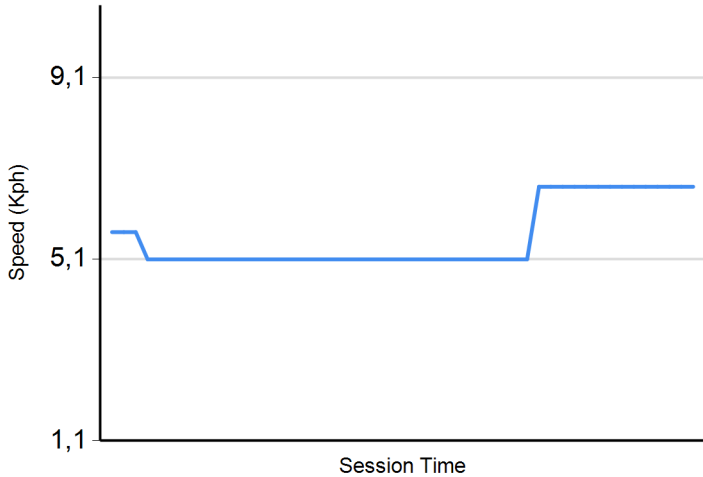
Humidity



Pressure



Wind Speed



Wind direction

North = 0°/360° Est = 90° South = 180° West = 270°

