

Circuito de Madrid Jarama - RACE

Group 1 + MINI

Qualifying

Resultados Provisionales



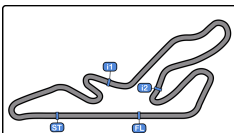
Cls	Nº	Entrant/Team	Driver 1	Driver 2	Vehicle	Cat	Cls	Laps	Best	Time	Gap	Interval	Km/h
1	501	Ricardo Pereira	Ricardo Pereira	Carlos D. Pedro	Ford Escort RS2000	H81-2000	1	20	3	1:54.895			120.6
2	521	Rui Azevedo	Rui Azevedo		Ford Escort RS2000	H81-2000	2	10	3	1:55.847	0.952	0.952	119.6
3	508	Paulo Vieira	Paulo Vieira		Ford Escort RS2000	H81-2000	3	18	14	1:55.908	1.013	0.061	119.5
4	518	Luis P. Liberal	Luis P. Liberal	Francisco Freitas	Ford Escort RS2000	H81-2000	4	16	3	1:56.022	1.127	0.114	119.4
5	533	Rui Ribeiro	Rui Ribeiro		Ford Escort RS2000	H81-2000	5	13	4	1:57.096	2.201	1.074	118.3
6	523	Nuno Breda	Nuno Breda	António Maia	Ford Escort RS2000	H81-2000	6	17	6	1:58.837	3.942	1.741	116.6
7	573	André C. Pinheiro	André C. Pinheiro	Ernesto S. Vieira	Jaguar XJS V12	H81-MAX	1	16	8	2:00.974	6.079	2.137	114.5
8	549	João M. Gomes	João M. Gomes	Nuno Afoito	Ford Escort RS2000	H81-2000	7	12	12	2:01.243	6.348	0.269	114.3
9	502	Madalena Gaspar	Madalena Gaspar	Fernando M. Gaspar	VW Golf GTI	H81-1600	1	14	8	2:02.004	7.109	0.761	113.6
10	588	Rafael C. Pinto	Rafael C. Pinto	António Liberal	VW Golf GTI	H81-1600	2	16	15	2:02.943	8.048	0.939	112.7
11	587	Manuel C. Menezes	Manuel C. Menezes	Manuel M. Breyner	VW Golf Mk1 gti	H81-1600	3	15	15	2:04.535	9.640	1.592	111.2
12	545	Paulo Lima	Paulo Lima		BMW 1600 Ti	H71-1600	1	12	5	2:06.290	11.395	1.755	109.7
13	111	Joel Reis	Joel Reis	Rui Silva	Mini Cooper	Mighty	1	13	12	2:17.389	22.494	11.099	100.8
14	584	Tomás P. Abreu	Tomás P. Abreu		Datsun 1200	Production Cup	1	13	13	2:19.114	24.219	1.725	99.6
15	580	Pedro Reis	Pedro Reis		Datsun 1200	Production Cup	2	14	7	2:19.909	25.014	0.795	99.0
16	581	Marcos Ruao	Marcos Ruao	Nuno Pardalejo	VW Scirocco	H81-1600	4	2	2	2:20.232	25.337	0.323	98.8
17	7	Bruno Lima	Bruno Lima		Mini Cooper	Mighty	2	8	4	2:20.555	25.660	0.323	98.6
18	567	Alberto Xavier	Alberto Xavier		Datsun 1200	Production Cup	3	13	3	2:21.541	26.646	0.986	97.9
19	62	Francisco Pinto	Francisco Pinto		Mini Cooper	Vintage	1	13	13	2:21.815	26.920	0.274	97.7
20	2	Manuel M. Teixeira	Manuel M. Teixeira		Mini Cooper	Vintage	2	14	3	2:21.882	26.987	0.067	97.6
21	565	Luis Santa Bárbara	Luis Santa Bárbara	Manuel Matos	Datsun 1200	Production Cup	4	13	3	2:22.948	28.053	1.066	96.9
22	55	Ruben Veludo	Ruben Veludo		Mini Cooper	Mighty	3	9	2	2:23.216	28.321	0.268	96.7
23	510	Matilde Lopes	Matilde Lopes	António Lopes	Datsun 1200	Production Cup	5	13	7	2:23.441	28.546	0.225	96.6
24	520	Paulo F. Ribeiro	Paulo F. Ribeiro	Henrique Correia	Datsun 1200	Production Cup	6	15	14	2:24.507	29.612	1.066	95.9
25	582	Pedro Reis	João Azevedo		Datsun 1200	Production Cup	7	11	8	2:24.741	29.846	0.234	95.7
26	503	A.E.C.D.	Guillermo Velasco		Datsun 1200	Production Cup	8	11	10	2:25.325	30.430	0.584	95.3
27	511	Manuel Ferrão	Manuel Ferrão		Autobianchi A112 Abarth	1052	1	12	10	2:27.042	32.147	1.717	94.2
28	590	Pedro Gordo	Pedro Gordo	Ruben Ferreira	Datsun 1200	Production Cup	9	14	11	2:28.695	33.800	1.653	93.2

Published at:.....

Track Temp: 35.8 °C Air Temp: 26.2 °C Humidity: 45 % Track Status: DRY

Stewards:	Race Director:	Timekeeper: 
-----------	----------------	---





Circuito de Madrid Jarama - RACE

Group 1 + MINI

Qualifying

Resultados Provisionales por Categoría



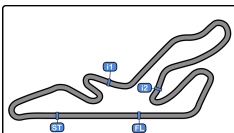
Cls	Nº	Entrant/Team	Driver 1	Driver 2	Vehicle	Cat	Cls	Laps	Best	Time	Gap	Interval	Km/h
H81-2000													
1	501	Ricardo Pereira	Ricardo Pereira	Carlos D. Pedro	Ford Escort RS2000	H81-2000	1	20	3	1:54.895			120.6
2	521	Rui Azevedo	Rui Azevedo		Ford Escort RS2000	H81-2000	2	10	3	1:55.847	0.952	0.952	119.6
3	508	Paulo Vieira	Paulo Vieira		Ford Escort RS2000	H81-2000	3	18	14	1:55.908	1.013	0.061	119.5
4	518	Luis P. Liberal	Luis P. Liberal	Francisco Freitas	Ford Escort RS2000	H81-2000	4	16	3	1:56.022	1.127	0.114	119.4
5	533	Rui Ribeiro	Rui Ribeiro		Ford Escort RS2000	H81-2000	5	13	4	1:57.096	2.201	1.074	118.3
6	523	Nuno Breda	Nuno Breda	António Maia	Ford Escort RS2000	H81-2000	6	17	6	1:58.837	3.942	1.741	116.6
7	549	João M. Gomes	João M. Gomes	Nuno Afoito	Ford Escort RS2000	H81-2000	7	12	12	2:01.243	6.348	2.406	114.3
H81-MAX													
1	573	André C. Pinheiro	André C. Pinheiro	Ernesto S. Vieira	Jaguar XJS V12	H81-MAX	1	16	8	2:00.974			114.5
H81-1600													
1	502	Madalena Gaspar	Madalena Gaspar	Fernando M. Gaspar	VW Golf GTI	H81-1600	1	14	8	2:02.004			113.6
2	588	Rafael C. Pinto	Rafael C. Pinto	António Liberal	VW Golf GTI	H81-1600	2	16	15	2:02.943	0.939	0.939	112.7
3	587	Manuel C. Menezes	Manuel C. Menezes	Manuel M.Breyner	VW Golf Mk1 gti	H81-1600	3	15	15	2:04.535	2.531	1.592	111.2
4	581	Marcos Ruao	Marcos Ruao	Nuno Pardalejo	VW Scirocco	H81-1600	4	2	2	2:20.232	18.228	15.697	98.8
H71-1600													
1	545	Paulo Lima	Paulo Lima		BMW 1600 Ti	H71-1600	1	12	5	2:06.290			109.7
Mighty													
1	111	Joel Reis	Joel Reis	Rui Silva	Mini Cooper	Mighty	1	13	12	2:17.389			100.8
2	7	Bruno Lima	Bruno Lima		Mini Cooper	Mighty	2	8	4	2:20.555	3.166	3.166	98.6
3	55	Ruben Veludo	Ruben Veludo		Mini Cooper	Mighty	3	9	2	2:23.216	5.827	2.661	96.7
Production Cup													
1	584	Tomás P. Abreu	Tomás P. Abreu		Datsun 1200	Production Cup	1	13	13	2:19.114			99.6
2	580	Pedro Reis	Pedro Reis		Datsun 1200	Production Cup	2	14	7	2:19.909	0.795	0.795	99.0
3	567	Alberto Xavier	Alberto Xavier		Datsun 1200	Production Cup	3	13	3	2:21.541	2.427	1.632	97.9
4	565	Luis Santa Bárbara	Luis Santa Bárbara	Manuel Matos	Datsun 1200	Production Cup	4	13	3	2:22.948	3.834	1.407	96.9
5	510	Matilde Lopes	Matilde Lopes	António Lopes	Datsun 1200	Production Cup	5	13	7	2:23.441	4.327	0.493	96.6
6	520	Paulo F. Ribeiro	Paulo F. Ribeiro	Henrique Correia	Datsun 1200	Production Cup	6	15	14	2:24.507	5.393	1.066	95.9
7	582	Pedro Reis	João Azevedo		Datsun 1200	Production Cup	7	11	8	2:24.741	5.627	0.234	95.7
8	503	A.E.C.D.	Guillermo Velasco		Datsun 1200	Production Cup	8	11	10	2:25.325	6.211	0.584	95.3

Published at:.....

Track Temp: 35.8 °C Air Temp: 26.2 °C Humidity: 45 % Track Status: DRY

Stewards:	Race Director:	Timekeeper: 
------------------	-----------------------	--





Circuito de Madrid Jarama-RACE 3.850 m.

Circuito de Madrid Jarama - RACE

Group 1 + MINI

Qualifying

Resultados Provisionales por Categoría



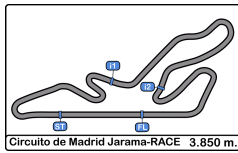
9	590	Pedro Gordo	Pedro Gordo	Ruben Ferreira	Datsun 1200	Production Cup	9	14	11	2:28.695	9.581	3.370	93.2
Vintage													
1	62	Francisco Pinto	Francisco Pinto		Mini Cooper	Vintage	1	13	13	2:21.815			97.7
2	2	Manuel M. Teixeira	Manuel M. Teixeira		Mini Cooper	Vintage	2	14	3	2:21.882	0.067	0.067	97.6
1052													
1	511	Manuel Ferrão	Manuel Ferrão		Autobianchi A112 Abarth	1052	1	12	10	2:27.042			94.2

Published at:.....

Track Temp: **35.8 °C** Air Temp: **26.2 °C** Humidity: **45 %** Track Status: **DRY**

Stewards:	Race Director:	Timekeeper: 
------------------	-----------------------	--





Circuito de Madrid Jarama - RACE

Group 1 + MINI

Qualifying

Tiempos Por Vuelta



2 1 Manuel M. Teixeira Mini Cooper
Vintage 2 Manuel M. Teixeira

62 1 Francisco Pinto Mini Cooper
Vintage 2 Francisco Pinto

Lap	D	Time	Sector 1	Sector 2	Sector 3	T. Spd	Elapsed	Lap	D	Time	Sector 1	Sector 2	Sector 3	T. Spd	Elapsed
1		15:29:45.596	15:28:11.052	52.626	41.918		15:29:45.596	1		15:28:35.015	15:27:06.325	48.827	39.863		15:28:35.015
2		2:25.394	55.958	49.531	39.905		15:32:10.990	2		2:22.628	53.982	48.852	39.794		15:30:57.643
3		2:21.882	53.937	48.503	39.442		15:34:32.872	3		2:32.002 P	53.407	48.991	49.604		15:33:29.645
4		2:23.796	54.867	48.332	40.597		15:36:56.668	4		5:49.909	4:21.390	48.982	39.537		15:39:19.554
5		2:25.633	55.073	50.910	39.650		15:39:22.301	5		2:23.381	54.086	49.510	39.785		15:41:42.935
6		2:22.035	53.895	48.350	39.790		15:41:44.336	6		2:22.821	54.023	48.830	39.968		15:44:05.756
7		2:22.022	54.000	48.243	39.779		15:44:06.358	7		2:23.319	54.101	49.196	40.022		15:46:29.075
8		2:36.910 P	56.660	48.558	51.692		15:46:43.268	8		2:54.785 P	54.786	50.685	1:09.314		15:49:23.860
9		8:32.369	6:58.747	51.950	41.672		15:55:15.637	9		6:09.417	4:40.455	49.007	39.955		15:55:33.277
10		2:30.075	56.162	53.037	40.876		15:57:45.712	10		2:22.446	54.000	48.796	39.650		15:57:55.723
11		2:32.663	56.571	54.875	41.217		16:00:18.375	11		2:22.957	53.724	49.297	39.936		16:00:18.680
12		2:29.830	56.765	51.501	41.564		16:02:48.205	12		2:23.207	53.599	49.442	40.166		16:02:41.887
13		2:27.669	55.763	50.565	41.341		16:05:15.874	13		2:21.815	53.717	48.736	39.362		16:05:03.702
14		3:13.688 P	59.371	1:03.293	1:11.024		16:08:29.562	14			1:08.870	1:04.513			

7 1 Bruno Lima Mini Cooper
Mighty 2 Bruno Lima

111 1 Joel Reis Mini Cooper
Mighty 2 Rui Silva

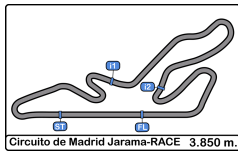
Lap	D	Time	Sector 1	Sector 2	Sector 3	T. Spd	Elapsed	Lap	D	Time	Sector 1	Sector 2	Sector 3	T. Spd	Elapsed
1		15:28:33.549	15:27:05.267	49.077	39.205		15:28:33.549	1		15:27:28.424	15:26:00.427	48.703	39.294		15:27:28.424
2		2:21.404	53.237	48.551	39.616		15:30:54.953	2		2:19.233	53.136	47.440	38.657		15:29:47.657
3		2:21.278	53.388	48.510	39.380		15:33:16.231	3		2:20.481	53.635	48.217	38.629		15:32:08.138
4		2:20.555	52.847	48.419	39.289		15:35:36.786	4		2:18.919	52.936	47.460	38.523		15:34:27.057
5		2:24.164	53.934	50.984	39.246		15:38:00.950	5		2:19.037	52.852	47.393	38.792		15:36:46.094
6		2:23.720	54.811	49.490	39.419		15:40:24.670	6		2:18.781	52.847	47.467	38.467		15:39:04.875
7		2:21.478	53.622	48.724	39.132		15:42:46.148	7		2:27.134	56.651	50.178	40.305		15:41:32.009
8		2:22.044	53.391	48.895	39.758		15:45:08.192	8		2:42.036 P	56.505	52.155	53.376		15:44:14.045
9			53.977	48.962				9		6:12.138 P	3:52.570	1:16.230	1:03.338		15:50:26.183
10								10		4:35.790	3:08.387	48.653	38.750		15:55:01.973
11								11		2:17.797	52.498	46.939	38.360		15:57:19.770
12								12		2:17.389	52.533	46.611	38.245		15:59:37.159
13								13		3:38.940 P	1:04.440	1:13.777	1:20.723		16:03:16.099

55 1 Ruben Veludo Mini Cooper
Mighty 2 Ruben Veludo

501 1 Ricardo Pereira Ford Escort RS2000
H81-2000 2 Carlos D. Pedro Ricardo Pereira

Lap	D	Time	Sector 1	Sector 2	Sector 3	T. Spd	Elapsed	Lap	D	Time	Sector 1	Sector 2	Sector 3	T. Spd	Elapsed
1		15:30:54.900	15:29:24.892	49.918	40.090		15:30:54.900	1		15:28:18.075	15:27:06.142	39.409	32.524		15:28:18.075
2		2:23.216	54.282	49.146	39.788		15:33:18.116	2		1:55.729	44.228	39.180	32.321		15:30:13.804
3		2:25.729	56.286	49.447	39.996		15:35:43.845	3		1:54.895	44.191	38.434	32.270		15:32:08.699
4		2:26.868	57.746	49.303	39.819		15:38:10.713	4		1:55.649	44.188	38.635	32.826		15:34:04.348
5		2:43.596 P	58.000	55.881	49.715		15:40:54.309	5		2:04.832 P	44.762	39.120	40.950		15:36:09.180
6		15:30.898	13:57.613	50.064	43.221		15:56:25.207	6		3:32.546	2:15.142	42.543	34.861		15:39:41.726
7		2:28.453	55.858	52.917	39.678		15:58:53.660	7		2:02.474	47.761	40.910	33.803		15:41:44.200
8		2:34.355	59.303	55.364	39.688		16:01:28.015	8		2:00.925	46.357	40.806	33.762		15:43:45.125
9		2:28.331	56.902	50.911	40.518		16:03:56.346	9		2:01.491	46.650	40.410	34.431		15:45:46.616
10			58.847	55.693				10		2:00.286	46.106	40.101	34.079		15:47:46.902
11								11		2:41.467 P	49.362	48.868	1:03.237		15:50:28.369
12								12		4:11.397	2:57.749	40.729	32.919		15:54:39.766
13								13		1:59.361	45.621	40.158	33.582		15:56:39.127
14								14		1:57.936	45.209	39.643	33.084		15:58:37.063
15								15		1:58.516	45.214	40.134	33.168		16:00:35.579
16								16		2:00.114	45.731	40.609	33.774		16:02:35.693
17								17		1:59.312	45.610	40.101	33.601		16:04:35.005
18								18		1:59.415	45.137	40.401	33.877		16:06:34.420
19								19		2:01.443	45.713	40.826	34.904		16:08:35.863
20								20		2:25.955 P	52.326	45.097	48.532		16:11:01.818





Circuito de Madrid Jarama - RACI

Group 1 + MINI

Qualifying

Tiempos Por Vuelta

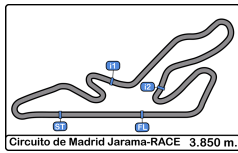


502							510								
1 Madalena Gaspar							1 Matilde Lopes								
H81-1600							Production Cup								
2 Fernando M. Gaspar							2 António Lopes								
Lap	D	Time	Sector 1	Sector 2	Sector 3	T. Spd	Elapsed	Lap	D	Time	Sector 1	Sector 2	Sector 3	T. Spd	Elapsed
1		15:28:30.364	15:27:13.404	42.067	34.893		15:28:30.364	1		15:30:11.638	15:28:38.233	51.516	41.889		15:30:11.638
2		2:03.500	47.115	42.061	34.324		15:30:33.864	2		2:26.919	55.793	50.315	40.811		15:32:38.557
3		2:02.972	46.916	41.388	34.668		15:32:36.836	3		2:24.621	54.723	49.875	40.023		15:35:03.178
4		2:02.327	46.455	41.168	34.704		15:34:39.163	4		2:24.144	54.228	49.819	40.097		15:37:27.322
5		2:09.548 P	46.987	41.383	41.178		15:36:48.711	5		2:24.671	54.729	49.660	40.282		15:39:51.993
6		3:16.251	1:59.938	41.712	34.601		15:40:04.962	6		2:24.384	54.454	49.886	40.044		15:42:16.377
7		2:02.492	46.658	41.344	34.490		15:42:07.454	7		2:23.441	53.867	49.479	40.095		15:44:39.818
8		2:02.004	46.706	41.047	34.251		15:44:09.458	8		2:28.580 P	54.149	49.909	44.522		15:47:08.398
9		2:18.462 P	51.510	43.863	43.089		15:46:27.920	9		8:01.823	6:24.842	53.618	43.363		15:55:10.221
10		9:33.660	8:10.239	45.326	38.095		15:56:01.580	10		2:34.097	57.240	53.159	43.698		15:57:44.318
11		2:12.753	50.111	46.001	36.641		15:58:14.333	11		2:38.408	59.835	54.847	43.726		16:00:22.726
12		2:09.951	50.281	43.446	36.224		16:00:24.284	12		2:39.965	59.179	55.972	44.814		16:03:02.691
13		2:11.176	49.751	45.166	36.259		16:02:35.460	13		2:37.362	1:00.049	53.802	43.511		16:05:40.053
14		2:11.162	50.863	43.560	36.739		16:04:46.622	14			1:05.184	1:01.856			
15			56.049	54.180											

503							511								
1 Guillermo Velasco							1 Manuel Ferrão								
Production Cup							1052								
2							2								
A.E.C.D.							Manuel Ferrão								
Lap	D	Time	Sector 1	Sector 2	Sector 3	T. Spd	Elapsed	Lap	D	Time	Sector 1	Sector 2	Sector 3	T. Spd	Elapsed
1		15:28:13.954	15:26:33.212	57.026	43.716		15:28:13.954	1		15:29:56.618	15:28:08.347	1:02.523	45.748		15:29:56.618
2		2:31.403	57.649	52.061	41.693		15:30:45.357	2		2:33.532	58.601	52.827	42.104		15:32:30.150
3		2:29.246	56.120	51.396	41.730		15:33:14.603	3		2:30.982	56.571	52.128	42.283		15:35:01.132
4		2:30.474	57.737	50.720	42.017		15:35:45.077	4		2:29.863	56.983	51.598	41.282		15:37:30.995
5		2:42.049 P	56.123	52.481	53.445		15:38:27.126	5		2:43.605 P	56.423	54.154	53.028		15:40:14.600
6		4:42.465 P	2:55.400	54.067	52.998		15:43:09.591	6		4:09.959	2:37.371	51.269	41.319		15:44:24.559
7		13:46.220	12:08.242	54.914	43.064		15:56:55.811	7		2:30.616	57.200	51.976	41.440		15:46:55.175
8		2:26.581	56.019	49.503	41.059		15:59:22.392	8		2:51.136 P	56.820	54.688	59.628		15:49:46.311
9		2:27.271	56.183	49.960	41.128		16:01:49.663	9		5:55.228	4:23.696	50.406	41.126		15:55:41.539
10		2:25.325	55.352	49.845	40.128		16:04:14.988	10		2:27.042	55.741	50.349	40.952		15:58:08.581
11		2:26.963	55.786	50.036	41.141		16:06:41.951	11		2:30.993	58.052	51.623	41.318		16:00:39.574
12			1:07.884	1:04.700				12		2:27.695	55.858	50.897	40.940		16:03:07.269
								13			57.666	52.066			

508							518								
1 Paulo Vieira							1 Luis P. Liberal								
H81-2000							H81-2000								
2							2 Francisco Freitas								
Paulo Vieira							Luis P. Liberal								
Lap	D	Time	Sector 1	Sector 2	Sector 3	T. Spd	Elapsed	Lap	D	Time	Sector 1	Sector 2	Sector 3	T. Spd	Elapsed
1		15:28:21.476	15:27:03.933	43.325	34.218		15:28:21.476	1		15:27:14.679	15:26:01.516	40.855	32.308		15:27:14.679
2		1:58.673	45.670	39.838	33.165		15:30:20.149	2		1:58.007	45.254	39.930	32.823		15:29:12.686
3		1:56.595	44.661	39.262	32.672		15:32:16.744	3		1:56.022	44.316	39.355	32.351		15:31:08.708
4		2:00.687	45.668	41.522	33.497		15:34:17.431	4		1:57.367	44.266	40.316	32.785		15:33:06.075
5		1:55.948	44.014	38.986	32.948		15:36:13.379	5		2:05.296 P	44.098	40.969	40.229		15:35:11.371
6		2:06.001 P	44.432	39.788	41.781		15:38:19.380	6		3:49.054	2:35.276	40.435	33.343		15:39:00.425
7		4:22.419	3:07.045	41.995	33.379		15:42:41.799	7		1:58.077	45.243	39.852	32.982		15:40:58.502
8		1:57.210	44.239	39.411	33.560		15:44:39.009	8		1:57.464	44.893	39.199	33.372		15:42:55.966
9		1:56.422	44.335	39.492	32.595		15:46:35.431	9		2:02.845 P	44.819	39.789	38.237		15:44:58.811
10		2:12.970 P	44.562	39.214	49.194		15:48:48.401	10		4:26.715 P	2:35.731	43.236	1:07.748		15:49:25.526
11		5:55.703	4:34.914	47.231	33.558		15:54:44.104	11		5:07.081	3:54.722	39.561	32.798		15:54:32.607
12		1:57.194	44.787	39.470	32.937		15:56:41.298	12		1:57.196	45.072	39.279	32.845		15:56:29.803
13		1:59.175	45.808	39.711	33.656		15:58:40.473	13		1:56.971	44.794	38.613	33.564		15:58:26.774
14		1:55.908	44.244	38.979	32.685		16:00:36.381	14		2:05.034 P	44.887	40.941	39.206		16:00:31.808
15		1:59.080	44.319	39.938	34.823		16:02:35.461	15		3:24.690	2:06.974	44.317	33.399		16:03:56.498
16		2:01.889	49.223	39.392	33.274		16:04:37.350	16		1:58.543	45.474	40.255	32.814		16:05:55.041
17		1:57.269	44.522	39.307	33.440		16:06:34.619	17			50.906	43.234			
18		2:34.971 P	49.910	46.456	58.605		16:09:09.590								





Circuito de Madrid Jarama - RACI

Group 1 + MINI

Qualifying

Tiempos Por Vuelta



520 1 Paulo F. Ribeiro Datsun 1200
 Production Cup 2 Henrique Correia Paulo F. Ribeiro

Lap D	Time	Sector 1	Sector 2	Sector 3	T. Spd	Elapsed
1	15:28:15.933	15:26:35.006	56.789	44.138		15:28:15.933
2	2:33.443	56.968	54.615	41.860		15:30:49.376
3	2:31.863	55.375	54.554	41.934		15:33:21.239
4	2:28.694	55.446	51.716	41.532		15:35:49.933
5	2:29.542	55.586	51.163	42.793		15:38:19.475
6	2:28.871	55.690	50.968	42.213		15:40:48.346
7	2:30.944	56.995	51.116	42.833		15:43:19.290
8	2:28.456	55.474	51.521	41.461		15:45:47.746
9	2:29.236	55.346	50.407	43.483		15:48:16.982
10	4:18.370 P	1:15.247	1:08.673	1:54.450		15:52:35.352
11	4:27.223	2:52.121	54.135	40.967		15:57:02.575
12	2:26.138	55.749	50.175	40.214		15:59:28.713
13	2:25.157	54.851	50.154	40.152		16:01:53.870
14	2:24.507	55.057	49.428	40.022		16:04:18.377
15	2:24.677	54.551	49.717	40.409		16:06:43.054
16		1:07.694	1:05.333			

521 1 Rui Azevedo Ford Escort RS2000
 H81-2000 2 Rui Azevedo

Lap D	Time	Sector 1	Sector 2	Sector 3	T. Spd	Elapsed
1	15:32:22.820	15:31:10.489	39.444	32.887		15:32:22.820
2	1:56.344	44.868	38.660	32.816		15:34:19.164
3	1:55.847	44.471	38.770	32.606		15:36:15.011
4	1:55.931	44.361	38.877	32.693		15:38:10.942
5	1:56.503	44.802	38.833	32.868		15:40:07.445
6	2:51.421 P	59.942	1:00.479	51.000		15:42:58.866
7	11:37.776	10:25.314	39.639	32.823		15:54:36.642
8	1:59.272	45.946	40.411	32.915		15:56:35.914
9	1:56.271	44.792	38.828	32.651		15:58:32.185
10	2:54.073 P	1:03.928	1:00.555	49.590		16:01:26.258

523 1 Nuno Breda Ford Escort RS2000
 H81-2000 2 António Maia Nuno Breda

Lap D	Time	Sector 1	Sector 2	Sector 3	T. Spd	Elapsed
1	15:27:15.876	15:26:03.098	40.036	32.742		15:27:15.876
2	2:02.643	49.042	40.736	32.865		15:29:18.519
3	1:59.052	45.119	39.862	34.071		15:31:17.571
4	1:59.404	45.422	39.951	34.031		15:33:16.975
5	1:59.428	46.564	39.785	33.079		15:35:16.403
6	1:58.837	45.156	40.325	33.356		15:37:15.240
7	2:00.012	45.906	40.387	33.719		15:39:15.252
8	1:59.286	45.643	40.048	33.595		15:41:14.538
9	2:06.058 P	45.933	40.236	39.889		15:43:20.596
10	3:49.349	2:32.684	41.645	35.020		15:47:09.945
11	2:24.587 P	46.015	42.563	56.009		15:49:34.532
12	5:04.004	3:50.003	40.552	33.449		15:54:38.536
13	2:01.599	45.987	40.742	34.870		15:56:40.135
14	2:01.382	47.362	40.410	33.610		15:58:41.517
15	1:59.265	45.759	40.396	33.110		16:00:40.782
16	2:00.349	45.735	40.392	34.222		16:02:41.131
17	1:59.968	45.730	40.039	34.199		16:04:41.099
18		47.604	55.494			

533 1 Rui Ribeiro Ford Escort RS2000
 H81-2000 2 Rui Ribeiro

Lap D	Time	Sector 1	Sector 2	Sector 3	T. Spd	Elapsed
1	15:29:47.801	15:28:05.158	56.939	45.704		15:29:47.801
2	2:24.736	1:01.905	48.637	34.194		15:32:12.537
3	1:58.266	46.288	39.096	32.882		15:34:10.803
4	1:57.096	44.702	39.409	32.985		15:36:07.899
5	2:26.174 P	45.829	52.606	47.739		15:38:34.073
6	4:09.357	2:54.261	41.040	34.056		15:42:43.430
7	1:57.970	45.176	39.409	33.385		15:44:41.400
8	1:59.186	45.829	40.099	33.258		15:46:40.586
9	2:36.920 P	45.833	45.728	1:05.359		15:49:17.506
10	5:25.380	4:11.291	41.127	32.962		15:54:42.886
11	1:57.900	45.183	39.595	33.122		15:56:40.786
12	1:59.374	45.754	40.049	33.571		15:58:40.160
13	2:30.606 P	46.261	48.548	55.797		16:01:10.766

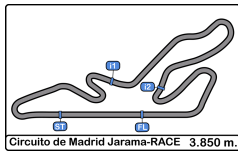
545 1 Paulo Lima BMW 1600 Ti
 H71-1600 2 Paulo Lima

Lap D	Time	Sector 1	Sector 2	Sector 3	T. Spd	Elapsed
1	15:28:33.116	15:27:10.666	45.514	36.936		15:28:33.116
2	2:08.176	48.865	43.585	35.726		15:30:41.292
3	2:06.986	48.418	42.938	35.630		15:32:48.278
4	2:10.184	48.963	44.067	37.154		15:34:58.462
5	2:06.290	48.287	42.614	35.389		15:37:04.752
6	2:10.604	50.295	44.358	35.951		15:39:15.356
7	2:06.588	48.246	42.738	35.604		15:41:21.944
8	2:07.162	48.533	42.437	36.192		15:43:29.106
9	2:08.237	49.160	43.138	35.939		15:45:37.343
10	2:08.186	48.357	43.373	36.456		15:47:45.529
11	2:44.328 P	52.658	49.846	1:01.824		15:50:29.857
12	5:28.696 P	3:56.351	45.359	46.986		15:55:58.553

549 1 João M. Gomes Ford Escort RS2000
 H81-2000 2 Nuno Afoito João M. Gomes

Lap D	Time	Sector 1	Sector 2	Sector 3	T. Spd	Elapsed
1	15:27:13.588	15:25:58.341	41.229	34.018		15:27:13.588
2	2:02.109	46.015	41.036	35.058		15:29:15.697
3	2:01.593	45.855	41.201	34.537		15:31:17.290
4	2:13.236 P	46.508	40.743	45.985		15:33:30.526
5	3:35.241	2:18.122	41.725	35.394		15:37:05.767
6	2:04.385	47.746	41.459	35.180		15:39:10.152
7	2:04.283	47.665	41.645	34.973		15:41:14.435
8	2:07.030	48.801	41.634	36.595		15:43:21.465
9	2:04.194	47.045	41.940	35.209		15:45:25.659
10	2:18.296 P	47.361	44.855	46.080		15:47:43.955
11	7:02.621	5:39.840	47.620	35.161		15:54:46.576
12	2:01.243	46.342	40.748	34.153		15:56:47.819





Circuito de Madrid Jarama - RACE

Group 1 + MINI

Qualifying

Tiempos Por Vuelta



565

1 Luis Santa Bárbara

Datsun 1200

Production Cup

2 Manuel Matos

Luis Santa Bárbara

580

1 Pedro Reis

Datsun 1200

Production Cup

2

Pedro Reis

Lap D	Time	Sector 1	Sector 2	Sector 3	T. Spd	Elapsed	Lap D	Time	Sector 1	Sector 2	Sector 3	T. Spd	Elapsed
1	15:28:01.879	15:26:28.861	52.411	40.607		15:28:01.879	1	15:31:22.465	15:29:51.608	50.303	40.554		15:31:22.465
2	2:25.902	54.380	51.747	39.775		15:30:27.781	2	2:22.216	53.918	49.148	39.150		15:33:44.681
3	2:22.948	54.062	49.575	39.311		15:32:50.729	3	2:20.545	53.309	48.343	38.893		15:36:05.226
4	2:27.362 P	53.377	49.244	44.741		15:35:18.091	4	2:22.212	54.431	48.760	39.021		15:38:27.438
5	3:23.547	1:55.188	49.280	39.079		15:38:41.638	5	2:20.594	52.964	48.317	39.313		15:40:48.032
6	2:31.539 P	54.310	51.912	45.317		15:41:13.177	6	2:20.267	53.601	48.036	38.630		15:43:08.299
7	4:51.920	3:20.749	50.423	40.748		15:46:05.097	7	2:19.909	53.168	48.247	38.494		15:45:28.208
8	2:37.178 P	55.119	49.741	52.318		15:48:42.275	8	2:20.042	53.071	48.408	38.563		15:47:48.250
9	6:44.430	5:14.049	49.970	40.411		15:55:26.705	9	2:44.224 P	54.662	49.503	1:00.059		15:50:32.474
10	2:24.758	54.737	50.055	39.966		15:57:51.463	10	5:22.368	3:53.061	49.309	39.998		15:55:54.842
11	2:24.687	54.462	50.397	39.828		16:00:16.150	11	2:24.985	54.783	50.429	39.773		15:58:19.827
12	2:24.785	54.526	49.877	40.382		16:02:40.935	12	2:26.317	54.035	50.672	41.610		16:00:46.144
13	2:23.636	53.891	50.139	39.606		16:05:04.571	13	2:20.599	52.898	48.084	39.617		16:03:06.743
14		1:09.445	1:03.870				14	2:21.294	54.232	47.925	39.137		16:05:28.037
							15		1:06.680	49.915			

567

1 Alberto Xavier

Datsun 1200

Production Cup

2

Alberto Xavier

581

1 Marcos Ruao

VW Scirocco

H81-1600

2 Nuno Pardalejo

Marcos Ruao

Lap D	Time	Sector 1	Sector 2	Sector 3	T. Spd	Elapsed	Lap D	Time	Sector 1	Sector 2	Sector 3	T. Spd	Elapsed
1	15:30:29.781	15:28:55.324	53.627	40.830		15:30:29.781	1	15:29:18.062	15:27:38.238	55.934	43.890		15:29:18.062
2	2:22.430	54.197	49.202	39.031		15:32:52.211	2	2:20.232	52.973	49.267	37.992		15:31:38.294
3	2:21.541	53.293	48.988	39.260		15:35:13.752	3		50.433				
4	2:22.075	53.816	48.846	39.413		15:37:35.827							
5	2:22.362	53.997	48.994	39.371		15:39:58.189							
6	2:46.205 P	56.086	56.569	53.550		15:42:44.394							
7	4:26.705	2:57.296	49.596	39.813		15:47:11.099							
8	2:52.379 P	53.434	49.771	1:09.174		15:50:03.478							
9	5:07.611	3:33.390	51.293	42.928		15:55:11.089							
10	2:22.377	54.307	48.793	39.277		15:57:33.466							
11	2:22.289	54.037	49.078	39.174		15:59:55.755							
12	2:21.981	53.809	49.028	39.144		16:02:17.736							
13	2:22.353	54.089	48.886	39.378		16:04:40.089							
14		59.900	50.965										

582

1 João Azevedo

Datsun 1200

Production Cup

2

Pedro Reis

573

1 André C. Pinheiro

Jaguar XJS V12

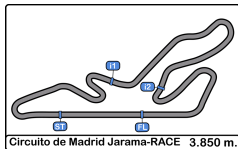
H81-MAX

2 Ernesto S. Vieira

André C. Pinheiro

Lap D	Time	Sector 1	Sector 2	Sector 3	T. Spd	Elapsed	Lap D	Time	Sector 1	Sector 2	Sector 3	T. Spd	Elapsed
1	15:27:35.523	15:26:10.022	47.633	37.868		15:27:35.523	1	15:37:09.077	15:35:29.135	56.221	43.721		15:37:09.077
2	2:23.647	57.481	50.844	35.322		15:29:59.170	2	2:32.896	57.506	53.571	41.819		15:39:41.973
3	2:03.619	46.730	42.802	34.087		15:32:02.789	3	2:31.158	56.169	52.937	42.052		15:42:13.131
4	2:02.216	46.113	41.159	34.944		15:34:05.005	4	2:29.597	56.014	52.703	40.880		15:44:42.728
5	2:01.714	46.588	41.067	34.059		15:36:06.719	5	2:28.044	55.794	51.917	40.333		15:47:10.772
6	2:02.690	46.456	41.566	34.668		15:38:09.409	6	2:54.646 P	54.870	51.306	1:08.470		15:50:05.418
7	2:01.486	46.344	41.383	33.759		15:40:10.895	7	5:50.785	4:19.519	50.851	40.415		15:55:56.203
8	2:00.974	46.591	40.385	33.998		15:42:11.869	8	2:24.741	54.526	50.429	39.786		15:58:20.944
9	2:29.583 P	50.394	51.278	47.911		15:44:41.452	9	2:25.092	54.486	50.315	40.291		16:00:46.036
10	4:48.381 P	2:59.137	50.924	58.320		15:49:29.833	10	2:24.829	54.322	50.212	40.295		16:03:10.865
11	5:19.382	3:58.625	45.528	35.229		15:54:49.215	11	2:29.792	54.650	51.818	43.324		16:05:40.657
12	2:05.229	47.913	42.628	34.688		15:56:54.444	12		54.804	50.816			
13	2:04.094	47.440	42.306	34.348		15:58:58.538							
14	2:04.829	48.059	42.598	34.172		16:01:03.367							
15	2:03.124	47.212	40.967	34.945		16:03:06.491							
16	2:03.752	48.095	41.169	34.488		16:05:10.243							
17		53.010	43.546										





Circuito de Madrid Jarama - RACI

Group 1 + MINI

Qualifying

Tiempos Por Vuelta



584	1 Tomás P.Abreu	Datsun 1200	590	1 Pedro Gordo	Datsun 1200
Production Cup	2	Tomás P.Abreu	Production Cup	2 Ruben Ferreira	Pedro Gordo

Lap D	Time	Sector 1	Sector 2	Sector 3	T. Spd	Elapsed	Lap D	Time	Sector 1	Sector 2	Sector 3	T. Spd	Elapsed
1	15:29:16.367	15:27:47.586	49.055	39.726		15:29:16.367	1	15:27:42.916	15:26:08.162	53.259	41.495		15:27:42.916
2	2:21.742	53.802	48.731	39.209		15:31:38.109	2	2:31.332	56.877	53.051	41.404		15:30:14.248
3	2:21.792	54.044	48.973	38.775		15:33:59.901	3	2:30.374	56.365	52.945	41.064		15:32:44.622
4	2:20.789	53.530	48.379	38.880		15:36:20.690	4	2:31.108	56.954	53.415	40.739		15:35:15.730
5	2:19.947	53.131	47.830	38.986		15:38:40.637	5	2:29.713	56.051	52.664	40.998		15:37:45.443
6	2:46.492 P	57.904	55.548	53.040		15:41:27.129	6	2:30.388	56.109	52.809	41.470		15:40:15.831
7	5:41.070	4:13.030	49.217	38.823		15:47:08.199	7	2:29.806	56.397	52.496	40.913		15:42:45.637
8	2:53.757 P	53.035	49.802	1:10.920		15:50:01.956	8	2:39.966 P	57.806	54.840	47.320		15:45:25.603
9	5:41.218	4:14.312	48.349	38.557		15:55:43.174	9	4:07.334 P	2:15.355	53.497	58.482		15:49:32.937
10	2:20.623	54.161	48.127	38.335		15:58:03.797	10	6:42.074	5:08.736	52.381	40.957		15:56:15.011
11	2:20.018	53.579	47.981	38.458		16:00:23.815	11	2:28.695	56.021	51.952	40.722		15:58:43.706
12	2:19.655	53.141	48.262	38.252		16:02:43.470	12	2:29.192	55.652	52.149	41.391		16:01:12.898
13	2:19.114	52.744	47.646	38.724		16:05:02.584	13	2:29.673	56.442	52.311	40.920		16:03:42.571
14		1:01.882	1:03.066				14	2:28.953	56.098	52.102	40.753		16:06:11.524

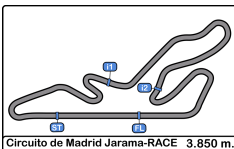
587	1 Manuel C. Menezes	VW Golf Mk1 gti	15	56.886	59.891
H81-1600	2 Manuel M.Breyner	Manuel C. Menezes			

Lap D	Time	Sector 1	Sector 2	Sector 3	T. Spd	Elapsed
1	15:29:30.490	15:28:05.682	47.173	37.635		15:29:30.490
2	2:08.105	49.226	43.431	35.448		15:31:38.595
3	2:06.414	48.736	42.468	35.210		15:33:45.009
4	2:05.026	47.610	42.198	35.218		15:35:50.035
5	2:17.092 P	48.699	44.109	44.284		15:38:07.127
6	4:02.792	2:35.974	48.592	38.226		15:42:09.919
7	2:11.044	50.594	44.082	36.368		15:44:20.963
8	2:08.406	49.693	42.936	35.777		15:46:29.369
9	2:22.437 P	48.670	42.128	51.639		15:48:51.806
10	6:44.638	5:21.078	45.858	37.702		15:55:36.444
11	2:07.069	48.360	43.011	35.698		15:57:43.513
12	2:07.383	48.899	42.488	35.996		15:59:50.896
13	2:05.899	48.084	42.415	35.400		16:01:56.795
14	2:05.255	47.857	42.289	35.109		16:04:02.050
15	2:04.535	47.296	41.801	35.438		16:06:06.585
16		1:00.786	1:02.840			

588	1 Rafael C. Pinto	VW Golf GTI			
H81-1600	2 António Liberal	Rafael C. Pinto			

Lap D	Time	Sector 1	Sector 2	Sector 3	T. Spd	Elapsed
1	15:27:29.505	15:26:06.348	46.801	36.356		15:27:29.505
2	2:09.325	48.649	44.463	36.213		15:29:38.830
3	2:08.559	48.922	42.891	36.746		15:31:47.389
4	2:07.772	48.374	43.788	35.610		15:33:55.161
5	2:04.815	47.651	41.967	35.197		15:35:59.976
6	2:04.729	47.505	42.363	34.861		15:38:04.705
7	2:05.273	47.771	42.718	34.784		15:40:09.978
8	2:05.701	48.218	42.340	35.143		15:42:15.679
9	2:17.527 P	48.474	42.621	46.432		15:44:33.206
10	4:01.126 P	2:25.110	44.532	51.484		15:48:34.332
11	6:17.188	4:52.764	46.188	38.236		15:54:51.520
12	2:05.497	47.301	42.203	35.993		15:56:57.017
13	2:05.250	48.642	41.490	35.118		15:59:02.267
14	2:04.849	47.616	41.876	35.357		16:01:07.116
15	2:02.943	47.186	41.445	34.312		16:03:10.059
16	2:05.433	48.650	42.414	34.369		16:05:15.492
17		59.056	1:00.113			





Circuito de Madrid Jarama - RACE

Group 1 + MINI

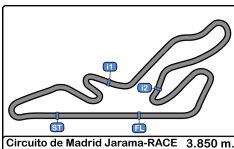
Qualifying

Mejores Sectores



Sector - 1				Sector - 2				Sector - 3				Ideal Lap vs Best Lap				
Clas	Nº	Driver	Time	Nº	Driver	Time	Nº	Driver	Time	Clas	Nº	Driver	Ideal Lap	Best Lap	Clas	
1	508	Paulo Vieira	44.014	501	Pereira - D. Pedro	38.434	501	Pereira - D. Pedro	32.270	1	501	Pereira - D. Pedro	1:54.892	1:54.895	1	
2	518	P. Liberal - Freitas	44.098	518	P. Liberal - Freitas	38.613	518	P. Liberal - Freitas	32.308	2	518	P. Liberal - Freitas	1:55.019	1:56.022	4	
3	501	Pereira - D. Pedro	44.188	521	Rui Azevedo	38.660	508	Paulo Vieira	32.595	3	508	Paulo Vieira	1:55.588	1:55.908	3	
4	521	Rui Azevedo	44.361	508	Paulo Vieira	38.979	521	Rui Azevedo	32.606	4	521	Rui Azevedo	1:55.627	1:55.847	2	
5	533	Rui Ribeiro	44.702	533	Rui Ribeiro	39.096	523	Breda - Maia	32.742	5	533	Rui Ribeiro	1:56.680	1:57.096	5	
6	523	Breda - Maia	45.119	523	Breda - Maia	39.785	533	Rui Ribeiro	32.882	6	523	Breda - Maia	1:57.646	1:58.837	6	
7	549	M. Gomes - Afoito	45.855	573	C. Pinheiro - S. Vieira	40.385	573	C. Pinheiro - S. Vieira	33.759	7	573	C. Pinheiro - S. Vieira	2:00.257	2:00.974	7	
8	573	C. Pinheiro - S. Vieira	46.113	549	M. Gomes - Afoito	40.743	549	M. Gomes - Afoito	34.018	8	549	M. Gomes - Afoito	2:00.616	2:01.243	8	
9	502	Gaspar - M. Gaspar	46.455	502	Gaspar - M. Gaspar	41.047	502	Gaspar - M. Gaspar	34.251	9	502	Gaspar - M. Gaspar	2:01.753	2:02.004	9	
10	588	C. Pinto - Liberal	47.186	588	C. Pinto - Liberal	41.445	588	C. Pinto - Liberal	34.312	10	588	C. Pinto - Liberal	2:02.943	2:02.943	10	
11	587	C. Menezes - M.Breyne	47.296	587	C. Menezes - M.Breyne	41.801	587	C. Menezes - M.Breyne	35.109	11	587	C. Menezes - M.Breyne	2:04.206	2:04.535	11	
12	545	Paulo Lima	48.246	545	Paulo Lima	42.437	545	Paulo Lima	35.389	12	545	Paulo Lima	2:06.072	2:06.290	12	
13	581	Ruao - Pardalejo	50.433	111	Reis - Silva	46.611	581	Ruao - Pardalejo	37.992	13	111	Reis - Silva	2:17.354	2:17.389	13	
14	111	Reis - Silva	52.498	584	Tomás P.Abreu	47.646	111	Reis - Silva	38.245	14	581	Ruao - Pardalejo	2:17.692	2:20.232	16	
15	584	Tomás P.Abreu	52.744	580	Pedro Reis	47.925	584	Tomás P.Abreu	38.252	15	584	Tomás P.Abreu	2:18.642	2:19.114	14	
16	7	Bruno Lima	52.847	2	Manuel M. Teixeira	48.243	580	Pedro Reis	38.494	16	580	Pedro Reis	2:19.317	2:19.909	15	
17	580	Pedro Reis	52.898	7	Bruno Lima	48.419	567	Alberto Xavier	39.031	17	7	Bruno Lima	2:20.398	2:20.555	17	
18	567	Alberto Xavier	53.293	62	Francisco Pinto	48.736	565	Santa Bárbara - Matos	39.079	18	567	Alberto Xavier	2:21.117	2:21.541	18	
19	565	Santa Bárbara - Matos	53.377	567	Alberto Xavier	48.793	7	Bruno Lima	39.132	19	62	Francisco Pinto	2:21.505	2:21.815	19	
20	62	Francisco Pinto	53.407	55	Ruben Veludo	49.146	62	Francisco Pinto	39.362	20	2	Manuel M. Teixeira	2:21.580	2:21.882	20	
21	510	Lopes - Lopes	53.867	565	Santa Bárbara - Matos	49.244	2	Manuel M. Teixeira	39.442	21	565	Santa Bárbara - Matos	2:21.700	2:22.948	21	
22	2	Manuel M. Teixeira	53.895	581	Ruao - Pardalejo	49.267	55	Ruben Veludo	39.678	22	55	Ruben Veludo	2:23.106	2:23.216	22	
23	55	Ruben Veludo	54.282	520	F. Ribeiro - Correia	49.428	582	João Azevedo	39.786	23	510	Lopes - Lopes	2:23.369	2:23.441	23	
24	582	João Azevedo	54.322	510	Lopes - Lopes	49.479	520	F. Ribeiro - Correia	40.022	24	520	F. Ribeiro - Correia	2:24.001	2:24.507	24	
25	520	F. Ribeiro - Correia	54.551	503	Guillermo Velasco	49.503	510	Lopes - Lopes	40.023	25	582	João Azevedo	2:24.320	2:24.741	25	
26	503	Guillermo Velasco	55.352	582	João Azevedo	50.212	503	Guillermo Velasco	40.128	26	503	Guillermo Velasco	2:24.983	2:25.325	26	
27	590	Gordo - Ferreira	55.652	511	Manuel Ferrão	50.349	590	Gordo - Ferreira	40.722	27	511	Manuel Ferrão	2:27.030	2:27.042	27	
28	511	Manuel Ferrão	55.741	590	Gordo - Ferreira	51.952	511	Manuel Ferrão	40.940	28	590	Gordo - Ferreira	2:28.326	2:28.695	28	





Circuito de Madrid Jarama - RACE

Group 1 + MINI

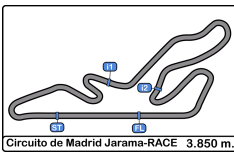
Qualifying

5 Mejores Tiempos



Cl	Nº	Entrant/Team	Driver 1	Driver 2	Vehicle	Cat	Cl	Best 1		Best 2		Best 3		Best 4		Best 5	
								Time	Lap	Time	Lap	Time	Lap	Time	Lap	Time	Lap
1	501	Ricardo Pereira	Ricardo Pereira	Carlos D. Pedro	Ford Escort RS2000	H81-2000	1	1:54.895	3	1:55.649	4	1:55.729	2	1:57.936	14	1:58.516	15
2	521	Rui Azevedo	Rui Azevedo		Ford Escort RS2000	H81-2000	2	1:55.847	3	1:55.931	4	1:56.271	9	1:56.344	2	1:56.503	5
3	508	Paulo Vieira	Paulo Vieira		Ford Escort RS2000	H81-2000	3	1:55.908	14	1:55.948	5	1:56.422	9	1:56.595	3	1:57.194	12
4	518	Luis P. Liberal	Luis P. Liberal	Francisco Freitas	Ford Escort RS2000	H81-2000	4	1:56.022	3	1:56.971	13	1:57.196	12	1:57.367	4	1:57.464	8
5	533	Rui Ribeiro	Rui Ribeiro		Ford Escort RS2000	H81-2000	5	1:57.096	4	1:57.900	11	1:57.970	7	1:58.266	3	1:59.186	8
6	523	Nuno Breda	Nuno Breda	António Maia	Ford Escort RS2000	H81-2000	6	1:58.837	6	1:59.052	3	1:59.265	15	1:59.286	8	1:59.404	4
7	573	André C. Pinheiro	André C. Pinheiro	Ernesto S. Vieira	Jaguar XJS V12	H81-MAX	1	2:00.974	8	2:01.486	7	2:01.714	5	2:02.216	4	2:02.690	6
8	549	João M. Gomes	João M. Gomes	Nuno Afoito	Ford Escort RS2000	H81-2000	7	2:01.243	12	2:01.593	3	2:02.109	2	2:04.194	9	2:04.283	7
9	502	Madalena Gaspar	Madalena Gaspar	Fernando M. Gaspar	VW Golf GTI	H81-1600	1	2:02.004	8	2:02.327	4	2:02.492	7	2:02.972	3	2:03.500	2
10	588	Rafael C. Pinto	Rafael C. Pinto	António Liberal	VW Golf GTI	H81-1600	2	2:02.943	15	2:04.729	6	2:04.815	5	2:04.849	14	2:05.250	13
11	587	Manuel C. Menezes	Manuel C. Menezes	Manuel M. Breyner	VW Golf Mk1 gti	H81-1600	3	2:04.535	15	2:05.026	4	2:05.255	14	2:05.899	13	2:06.414	3
12	545	Paulo Lima	Paulo Lima		BMW 1600 Ti	H71-1600	1	2:06.290	5	2:06.588	7	2:06.986	3	2:07.162	8	2:08.176	2
13	111	Joel Reis	Joel Reis	Rui Silva	Mini Cooper	Mighty	1	2:17.389	12	2:17.797	11	2:18.781	6	2:18.919	4	2:19.037	5
14	584	Tomás P. Abreu	Tomás P. Abreu		Datsun 1200	Production Cup	1	2:19.114	13	2:19.655	12	2:19.947	5	2:20.018	11	2:20.623	10
15	580	Pedro Reis	Pedro Reis		Datsun 1200	Production Cup	2	2:19.909	7	2:20.042	8	2:20.267	6	2:20.545	3	2:20.594	5
16	581	Marcos Ruao	Marcos Ruao	Nuno Pardalejo	VW Scirocco	H81-1600	4	2:20.232	2								
17	7	Bruno Lima	Bruno Lima		Mini Cooper	Mighty	2	2:20.555	4	2:21.278	3	2:21.404	2	2:21.478	7	2:22.044	8
18	567	Alberto Xavier	Alberto Xavier		Datsun 1200	Production Cup	3	2:21.541	3	2:21.981	12	2:22.075	4	2:22.289	11	2:22.353	13
19	62	Francisco Pinto	Francisco Pinto		Mini Cooper	Vintage	1	2:21.815	13	2:22.446	10	2:22.628	2	2:22.821	6	2:22.957	11
20	2	Manuel M. Teixeira	Manuel M. Teixeira		Mini Cooper	Vintage	2	2:21.882	3	2:22.022	7	2:22.035	6	2:23.796	4	2:25.394	2
21	565	Luis Santa Bárbara	Luis Santa Bárbara	Manuel Matos	Datsun 1200	Production Cup	4	2:22.948	3	2:23.636	13	2:24.687	11	2:24.758	10	2:24.785	12
22	55	Ruben Veludo	Ruben Veludo		Mini Cooper	Mighty	3	2:23.216	2	2:25.729	3	2:26.868	4	2:28.331	9	2:28.453	7
23	510	Matilde Lopes	Matilde Lopes	António Lopes	Datsun 1200	Production Cup	5	2:23.441	7	2:24.144	4	2:24.384	6	2:24.621	3	2:24.671	5
24	520	Paulo F. Ribeiro	Paulo F. Ribeiro	Henrique Correia	Datsun 1200	Production Cup	6	2:24.507	14	2:24.677	15	2:25.157	13	2:26.138	12	2:28.456	8
25	582	Pedro Reis	João Azevedo		Datsun 1200	Production Cup	7	2:24.741	8	2:24.829	10	2:25.092	9	2:28.044	5	2:29.597	4
26	503	A.E.C.D.	Guillermo Velasco		Datsun 1200	Production Cup	8	2:25.325	10	2:26.581	8	2:26.963	11	2:27.271	9	2:29.246	3
27	511	Manuel Ferrão	Manuel Ferrão		Autobianchi A112 Abarth	1052	1	2:27.042	10	2:27.695	12	2:29.863	4	2:30.616	7	2:30.982	3
28	590	Pedro Gordo	Pedro Gordo	Ruben Ferreira	Datsun 1200	Production Cup	9	2:28.695	11	2:28.953	14	2:29.192	12	2:29.673	13	2:29.713	5





Circuito de Madrid Jarama - RACE

Group 1 + MINI

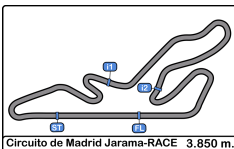
Qualifying

5 Mejores Velocidades



Cl	N°	Entrant/Team	Driver 1	Driver 2	Vehicle	Cat	Top 1		Top 2		Top 3		Top 4		Top 5		Avg
							Km/h	Lap	Km/h	Lap	Km/h	Lap	Km/h	Lap	Km/h	Lap	





Circuito de Madrid Jarama - RACE

Group 1 + MINI

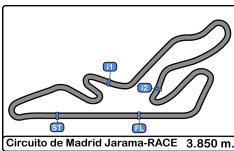
Qualifying

Secuencia Vueltas Rápidas



Lap	Time of Day	Session Time	Nº	Entrant/Team	Driver 1	Driver 2	Vehicle	Cat	Time	Km/h
2	15:29:12.686	4:12.686	518	Luis P. Liberal	Luis P. Liberal	Francisco Freitas	Ford Escort RS2000	H81-2000	1:58.007	117.4
2	15:30:13.804	5:13.804	501	Ricardo Pereira	Ricardo Pereira	Carlos D. Pedro	Ford Escort RS2000	H81-2000	1:55.729	119.7
3	15:32:08.699	7:08.699	501	Ricardo Pereira	Ricardo Pereira	Carlos D. Pedro	Ford Escort RS2000	H81-2000	1:54.895	120.6





Circuito de Madrid Jarama - RACE

Group 1 + MINI

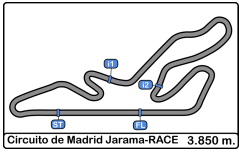
Qualifying

Mejor Máxima Velocidad del Evento



Nº	Entrant/Team	Driver 1	Driver 2	Vehicle	Cat	Km/h	Session
----	--------------	----------	----------	---------	-----	------	---------





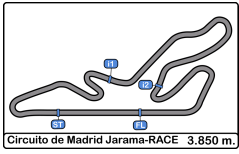
Circuito de Madrid Jarama - RACI

Group 1 + MINI

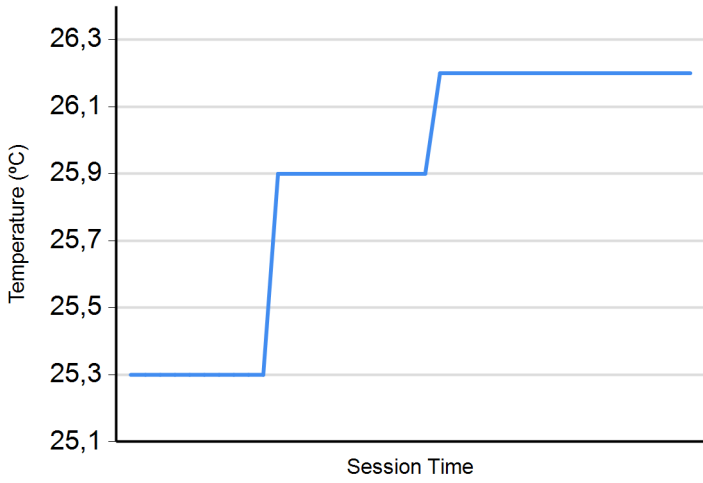
Qualifying

Tiempos Parada en Pit

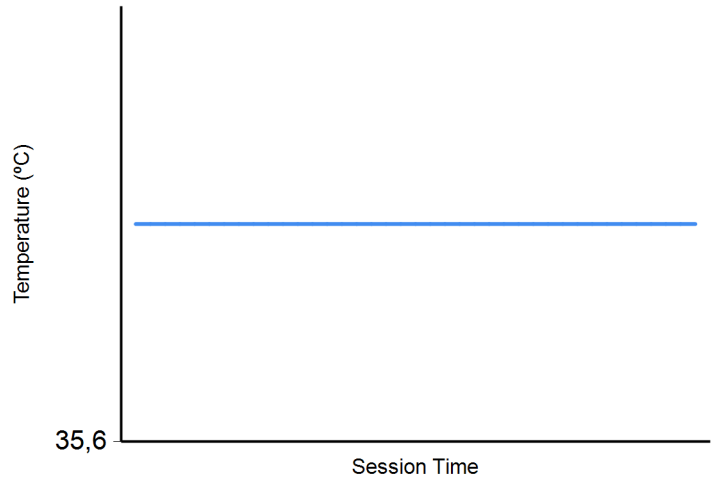




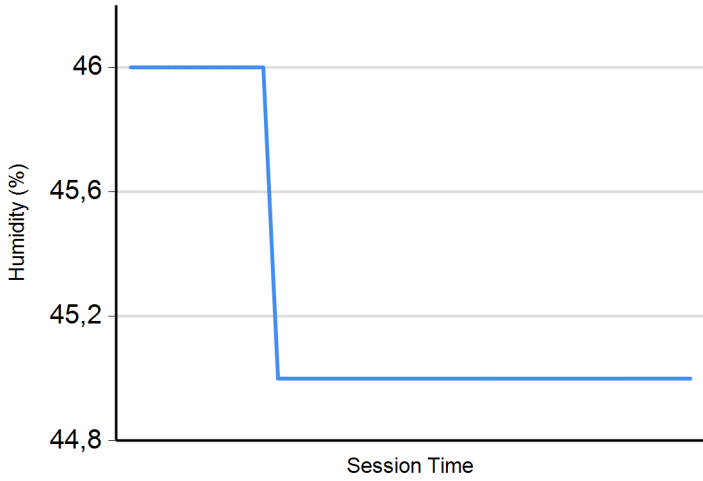
Air Temperature



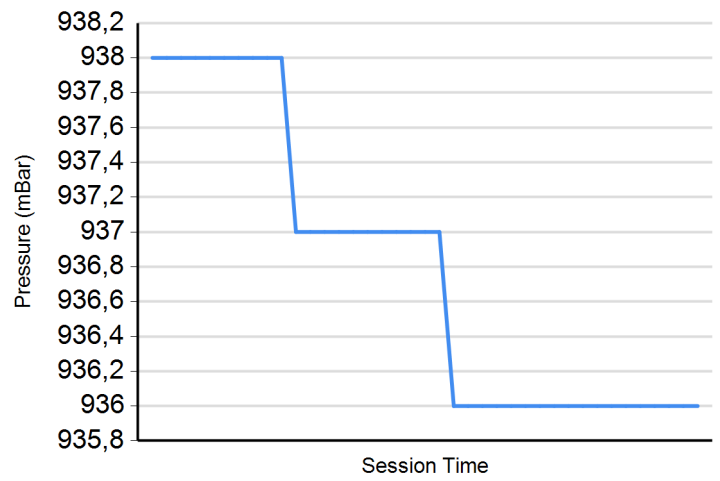
Track Temperature



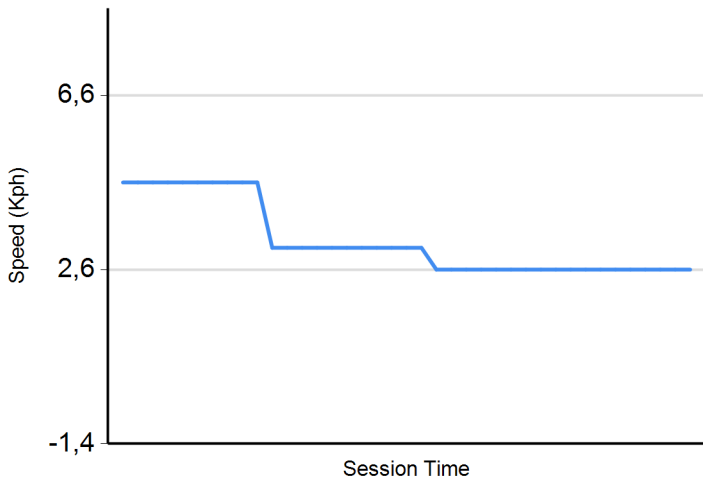
Humidity



Pressure



Wind Speed



Wind direction

North = 0°/360° Est = 90° South = 180° West = 270°

